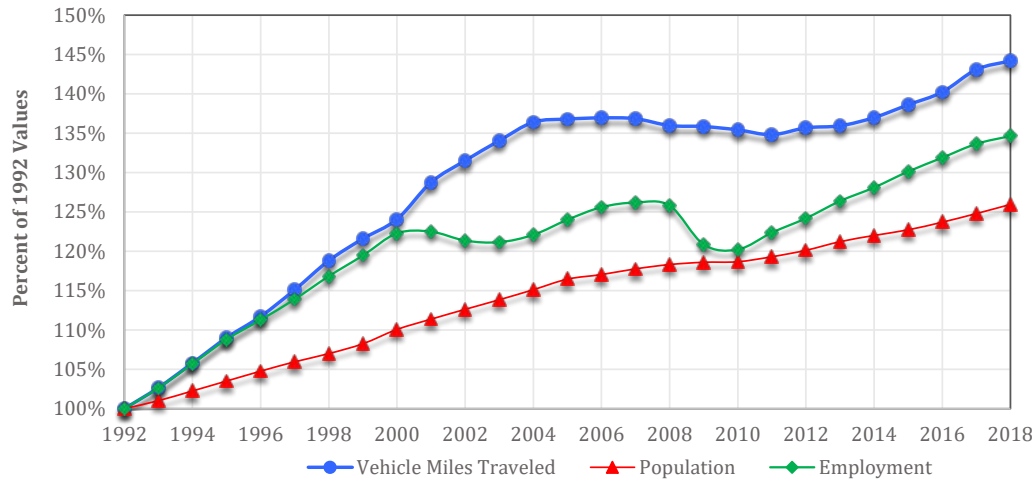
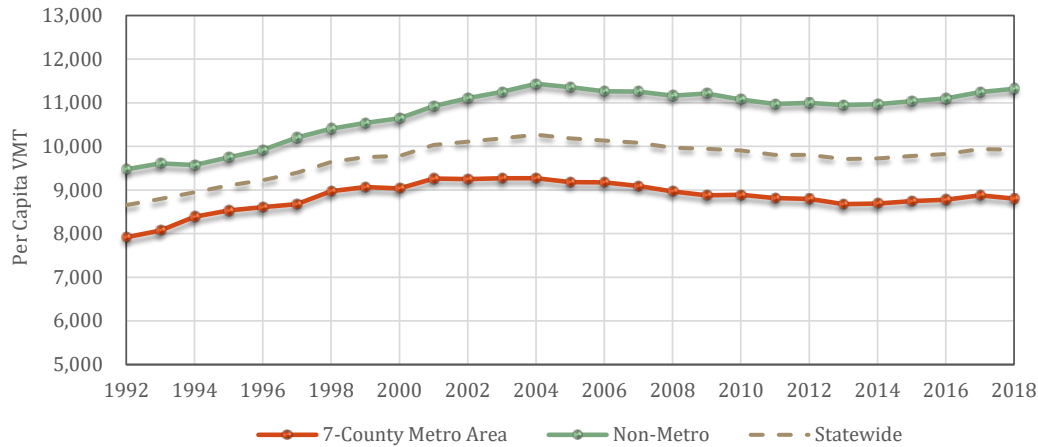


Per Capita Vehicle Miles of Travel

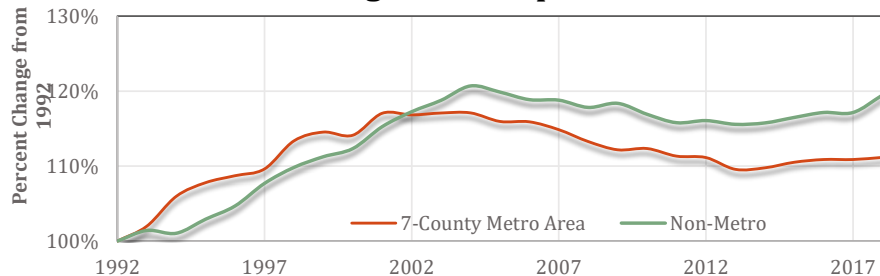
Statewide Annual Growth Trends:1992-2018



Per Capita Annual VMT 1992-2018 (Non-Freight) Metro Area -vs- Non-Metro



Percent Change in Per Capita VMT 1992-2018



Per Capita Vehicle Miles of Travel

Year	Non-Freight Per Capita VMT			Per Capita VMT Including Freight		
	7-Co Metro	Non-Metro	Statewide	7-Co Metro	Non-Metro	Statewide
1992	7,917	9,475	8,655	8,354	10,514	9,377
1993	8,074	9,609	8,799	8,507	10,676	9,531
1994	8,389	9,574	8,948	8,819	10,693	9,703
1995	8,534	9,751	9,107	8,971	10,894	9,876
1996	8,608	9,919	9,223	9,051	11,071	10,000
1997	8,679	10,204	9,394	9,128	11,387	10,187
1998	8,975	10,405	9,644	9,399	11,566	10,413
1999	9,068	10,541	9,756	9,496	11,717	10,533
2000	9,035	10,643	9,779	9,472	11,845	10,570
2001	9,267	10,920	10,032	9,715	12,148	10,841
2002	9,249	11,109	10,108	9,701	12,407	10,951
2003	9,269	11,253	10,185	9,726	12,579	11,042
2004	9,271	11,435	10,269	9,715	12,741	11,111
2005	9,180	11,357	10,182	9,614	12,659	11,015
2006	9,176	11,261	10,137	9,617	12,560	10,972
2007	9,093	11,255	10,085	9,532	12,507	10,897
2008	8,968	11,163	9,972	9,414	12,396	10,777
2009	8,881	11,215	9,946	9,322	12,431	10,741
2010	8,894	11,077	9,904	9,335	12,287	10,701
2011	8,814	10,970	9,808	9,257	12,161	10,596
2012	8,799	10,997	9,806	9,243	12,188	10,592
2013	8,675	10,950	9,711	9,106	12,203	10,516
2014	8,691	10,967	9,723	9,116	12,230	10,529
2015	8,750	11,037	9,783	9,172	12,312	10,591
2016	8,778	11,099	9,823	9,195	12,386	10,631
2017	8,882	11,244	9,941	9,307	12,529	10,752
2018	8,801	11,320	9,927	9,218	12,615	10,736

Source:

- Mn/DOT, Office of Transportation System Management
- Minnesota State Demographic Center
- Metropolitan Council

Notes:

- Vehicle Miles of Travel (VMT) is: The sum of all distances traveled by all motor vehicles on all systems of highways during a year.
- HCVMT is the total VMT for heavy commercial vehicles, which is defined as four axle, two tire vehicles and greater.

Office of Transportation System Management



For more information contact:

Gene Hicks, P.E.

Director, Traffic Forecast & Analysis Section

Office: 651-366-3856

e-mail: gene.hicks@state.mn.us