

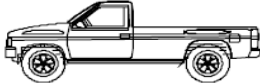


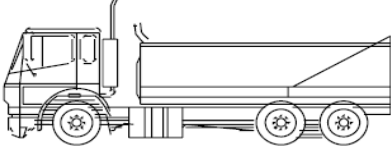

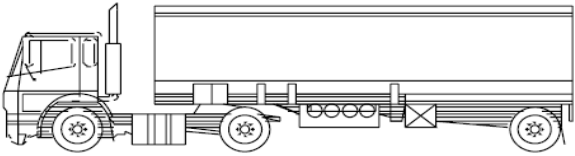
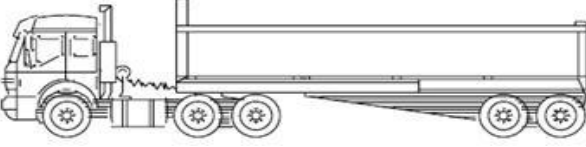
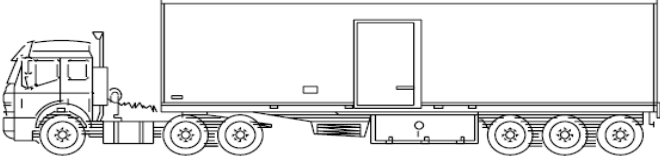


MnDOT VEHICLE CLASSIFICATION SCHEME

TYPE	PASSENGER VEHICLES	
1	Motorcycle	
2	Car	
3	Truck Van	
SINGLE UNITS		
4	Bus Truck with trailer	
5	2 Axle Single Unit	
6	3 Axle Single Unit	
7	4+ Axle Single Unit	
COMBO UNITS		
8	3 & 4 Axle Semi	
9	5 Axle Semi	
10	6+ Axle Semi	
11, 12, 13	Twin Trailer Semi	