



# A More Reliable Commute



[ezpassmn.org](http://ezpassmn.org)

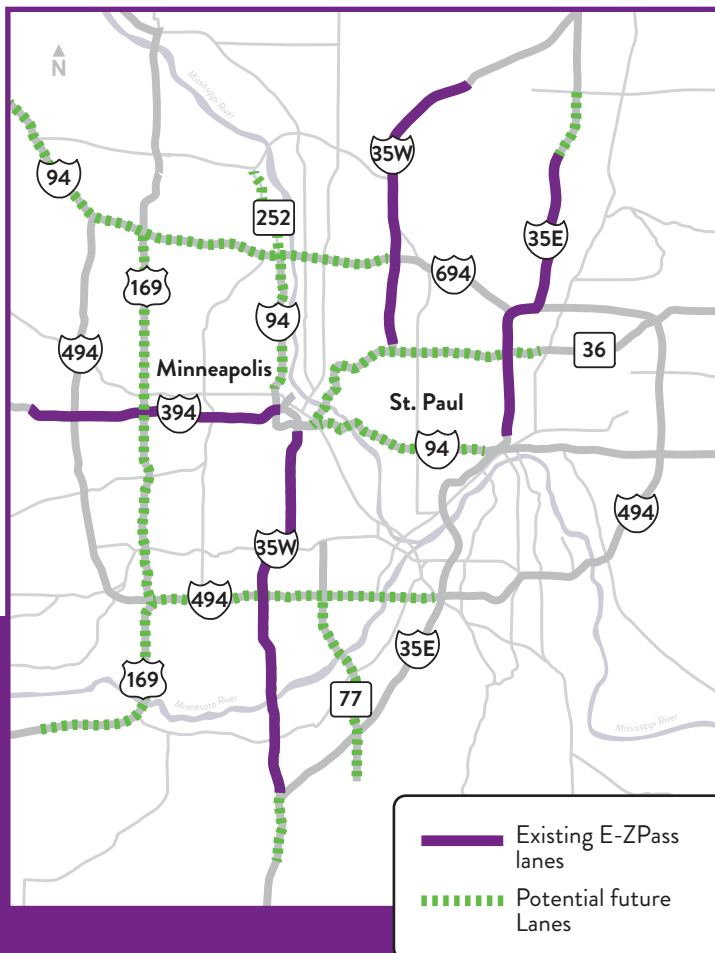


## Want a more reliable commute with less stress? Then E-ZPass is for you!

During peak weekday hours, Minnesota E-ZPass lanes are free for buses, motorcycles, and vehicles with two or more people including children and infants (HOV 2+). Solo drivers pay a fee when they choose to use E-ZPass during peak hours in Minnesota.

E-ZPass moves more people! A single E-ZPass lane can move twice as many people as a regular lane during peak commuting times—in fact, 80% of the people using E-ZPass are riding on buses or carpooling. E-ZPass helps manage traffic and reduce travel times on some of the busiest roads in Minnesota.

Opening an E-ZPass account is easy! Go to [ezpassmn.org](http://ezpassmn.org) and enroll today.



## You're In Charge

You choose when to use E-ZPass. The fee to drive in the E-ZPass lane is posted on overhead signs before each entrance point into the E-ZPass lane. The price you see when you enter the lane, is the price you pay for your trip. The posted amount is deducted from your prepaid E-ZPass account balance. In Minnesota, the lanes are free and open to all motorists during non-peak drive times.

## Small Price To Pay

The fee to drive in the E-ZPass lane can change every three minutes. Fees increase as traffic in the E-ZPass lane increases, and it decreases as traffic decreases to keep traffic moving at 50 to 55 miles per hour. Fees range between \$0.25 and \$8.00. The heavier the traffic, the higher the price.

During non-peak drive times, all motorists can use E-ZPass lanes in Minnesota. When the overhead sign says, "open to all traffic," the lanes are FREE for all drivers!

Minnesota E-ZPass Hours	Morning Commute	Evening Commute
I-35E	6-10 a.m.	3-7 p.m.
I-35W	6-10 a.m.	3-7 p.m.
I-394	6-10 a.m.	3-7 p.m.
Reversible Lanes* I-394 between Hwy 100 and I-94 in Mpls.	6 a.m. to 1 p.m.	2 p.m. to 5 a.m.

\*The reversible lanes are priced any time they are open. The lanes are closed to all traffic during transition from one direction to the other direction. Weekend hours of operation vary depending on events in the surrounding communities. All hours of operation are subject to change due to maintenance activities.

## A Smart Choice


Enjoy a more reliable daily commute, seamless road trips across E-ZPass states, and less stress behind the wheel! Make a smart choice and open your E-ZPass account today.



For more information or to open your E-ZPass account, visit [ezpassmn.org](http://ezpassmn.org) or call 1-866-397-4334.



## Enjoy a reliable, easy commute with E-ZPass.



### Easy To Get

An E-ZPass account is like a debit account—the initial prepaid amount required to open an E-ZPass account is \$25. Your account balance pays the fees when you use the E-ZPass lane as a solo driver during peak hours in Minnesota. When you enroll in the E-ZPass program, you can choose to leave your replenishment and threshold at the required minimum amounts, or you can choose amounts of your own. When your account falls below the set threshold amount, the system automatically replenishes your account with the set amount.

### Enroll today, it's easy!

- [ezpassmn.org](http://ezpassmn.org)
- 1-866-397-4334
- E-ZPass Minnesota Customer Service Center  
2055 Lilac Drive N., Golden Valley, MN 55422
- Metro MnDOT/Waters Edge Building  
1500 W. County Road B2, Roseville, MN 55113

## Get Rolling

- 1 Solid double white lines, and dashed double white lines, separate Minnesota E-ZPass lanes from general lanes. **It is always illegal to cross solid double white lines.**

NOTE: HOV bypass entrance ramps are restricted to carpools, vanpools, buses, and motorcycles. **It is illegal for solo motorists with an E-ZPass tag to use HOV bypass entrance ramps.**

- 2 Overhead signs alert you to the entry and exit locations for E-ZPass lanes. You may only enter and exit E-ZPass lanes where there are dashed double white lines.
- 3 Overhead digital signs display the current fee—the price you see is the price you pay for your trip.
- 4 Your E-ZPass tag is read electronically, and the posted amount is automatically deducted from your E-ZPass account balance.
- 5 You enjoy a reliable, easy commute.



For more information or to open your E-ZPass account, visit [ezpassmn.org](http://ezpassmn.org) or call 1-866-397-4334.



## Using your E-ZPass tag—One tag, two options.

Once you establish your E-ZPass account, you receive an E-ZPass tag to use in your vehicle. The Minnesota E-ZPass tag is a switchable tag that allows you to switch between driving alone (single occupant), or for those times when you have two or more people in the vehicle (HOV). You can also transfer your switchable tag to other vehicles. Be sure to slide it to the “single occupant” mode before driving alone during peak hours to avoid getting a ticket.



### Tag Application

Clean and dry the inside of your windshield. The windshield's temperature must be above 50° F for the E-ZPass tag to stick properly.

Place the E-ZPass tag horizontally on the inside of your windshield behind the rearview mirror approximately four inches from the top edge of windshield (one inch below rearview mirror mount) and away from any metallic window tinting film. **NOTE:** tag placement may vary by vehicle. Check your owner's manual for proper placement instructions for the make and model of your vehicle. **The tag will not work if it is not horizontal, or if it is placed too close to window tinting containing metallic fibers.**

Peel off the protective backing (fig. 1) from the removable Dual Lock™ tabs and stick the adhesive side to the inside of the windshield. Press firmly against the glass to get a tight seal.



fig. 1

Check owner's manual for tag placement—can vary by vehicle



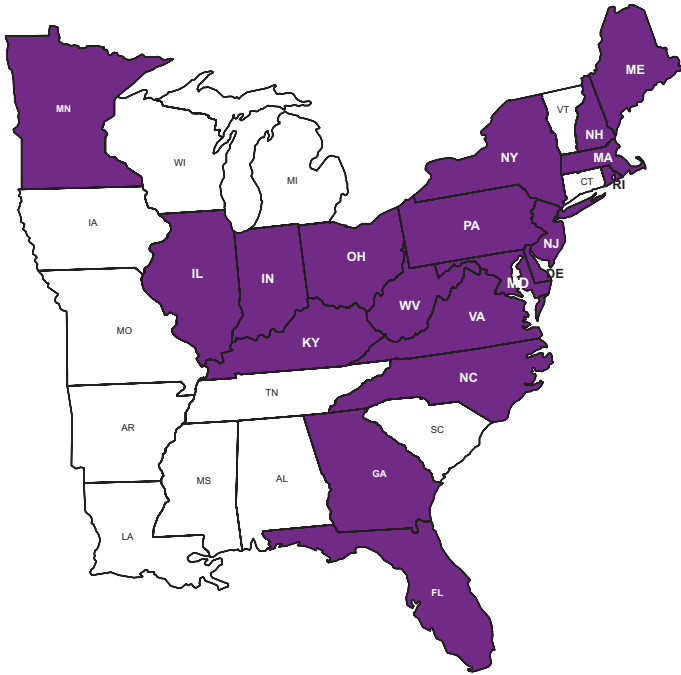
Application with mirror console



Application with mirror mount



# E-ZPass means easy travel!



E-ZPass is the largest group of interoperable tolling systems in the country and is found in more than 19 states. Your E-ZPass tag works on all E-ZPass systems throughout the United States eliminating toll plaza stops. An E-ZPass account makes driving to the east coast a breeze!

The rules for using E-ZPass vary depending on where and when you travel. In Minnesota, single occupant vehicles pay a fee only during peak commuting hours Monday-Friday. In other states, hours of operation change, and the number of people required for HOV status might be different. For a full list of E-ZPass states and rules, go to [e-zpassiag.com](http://e-zpassiag.com) click on "About E-ZPass" and then "Where can I use it."



## Driven to know more?

For more information or to open your E-ZPass account visit [ezpassmn.org](http://ezpassmn.org) or call 1-866-397-4334.

