



Financial Snapshot

Fiscal Year 2021, November 2020 Forecast

highway user tax distribution fund (HUTD)

\$ in rounded millions

HUTD Fund Revenue

Revenue	Actual			Forecast					FY20 % of HUTD Total Revenue
	FY 18	FY 19	FY 20	FY 21	FY 22	FY 23	FY 24	FY 25	
Motor Fuel Tax	\$ 926	\$ 938	\$ 879	\$ 858	\$ 923	\$ 914	\$ 905	\$ 896	37%
Motor Vehicle Registration Tax (Tab Fees)	782	804	813	855	897	933	961	990	34%
Motor Vehicle Sales Tax (MVST)	463	486	486	529	548	566	595	629	20%
State Sales Taxes	85	90	198	183	197	207	210	213	8%
Other	4	6	4	4	4	4	4	4	0%
Total Revenue	\$2,260	\$2,323	\$2,380	\$2,429	\$2,569	\$2,624	\$2,675	\$2,733	100%

Summary of November 2020 Transportation Fund Forecast Update and Bonding Bill

Peter Harff, Assistant District Engineer

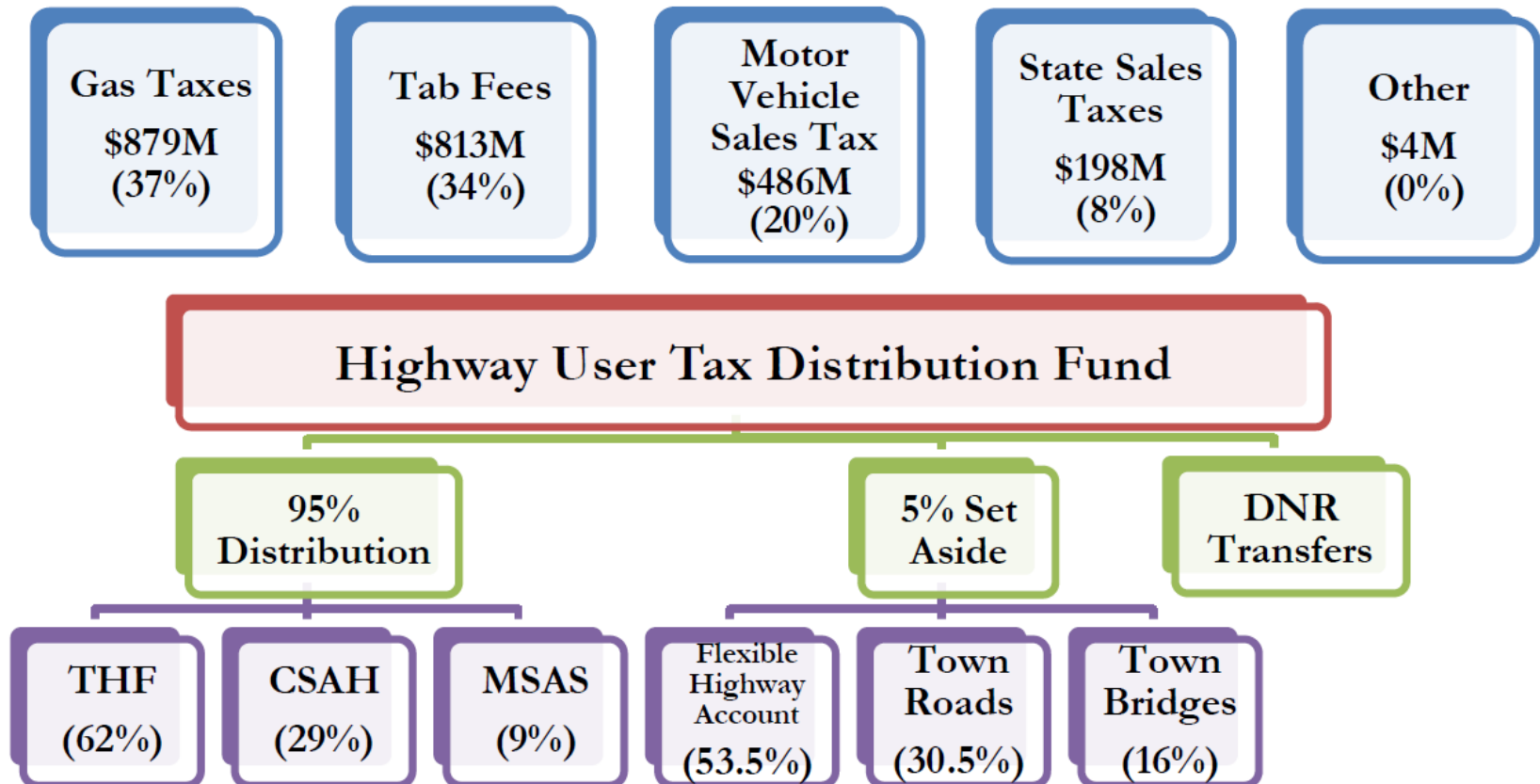
District 7

December 11, 2020



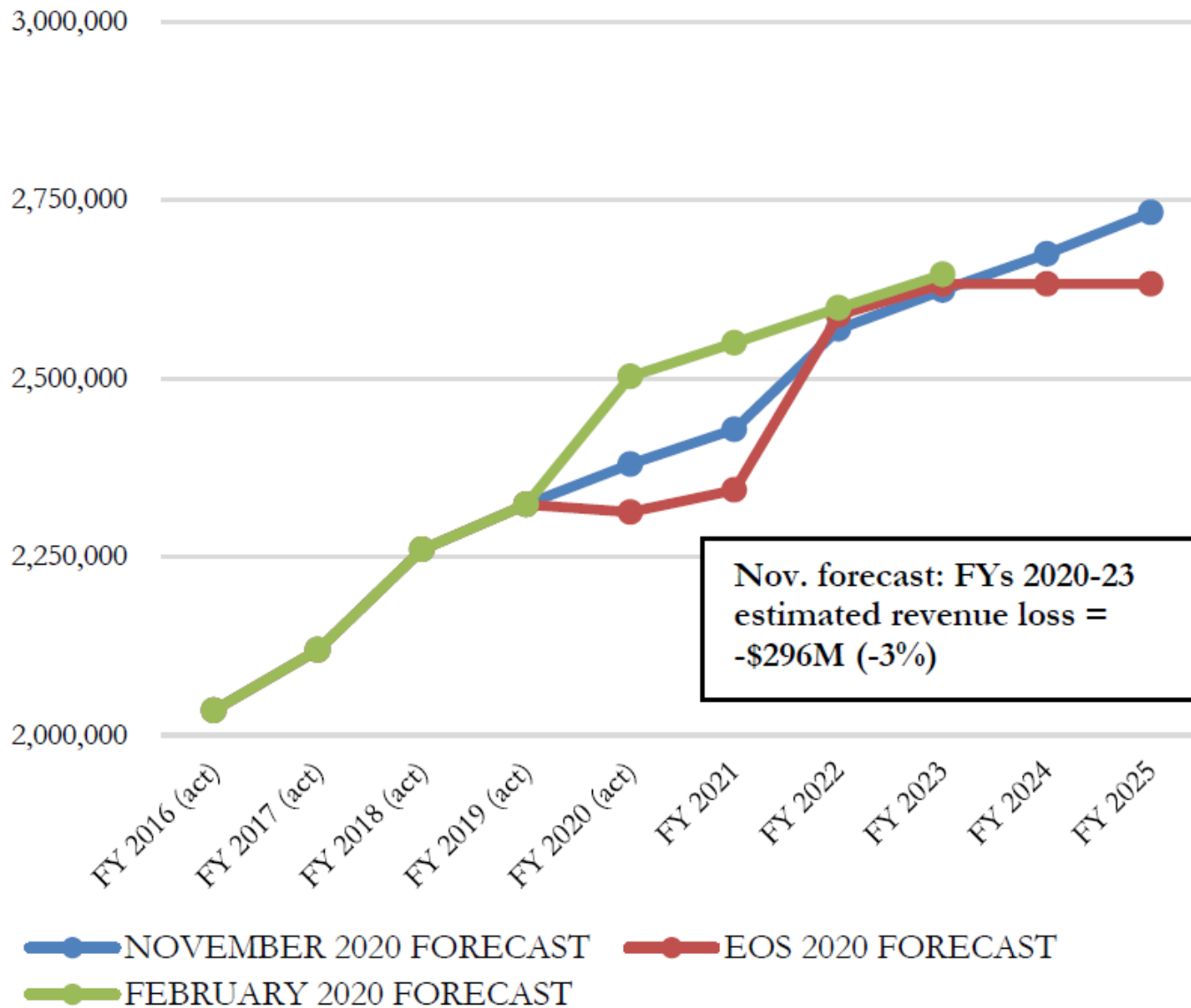
Funding Sources and Distributions Last Fiscal Year

HUTD Sources and Uses FY 2020 Actuals (\$ in millions)

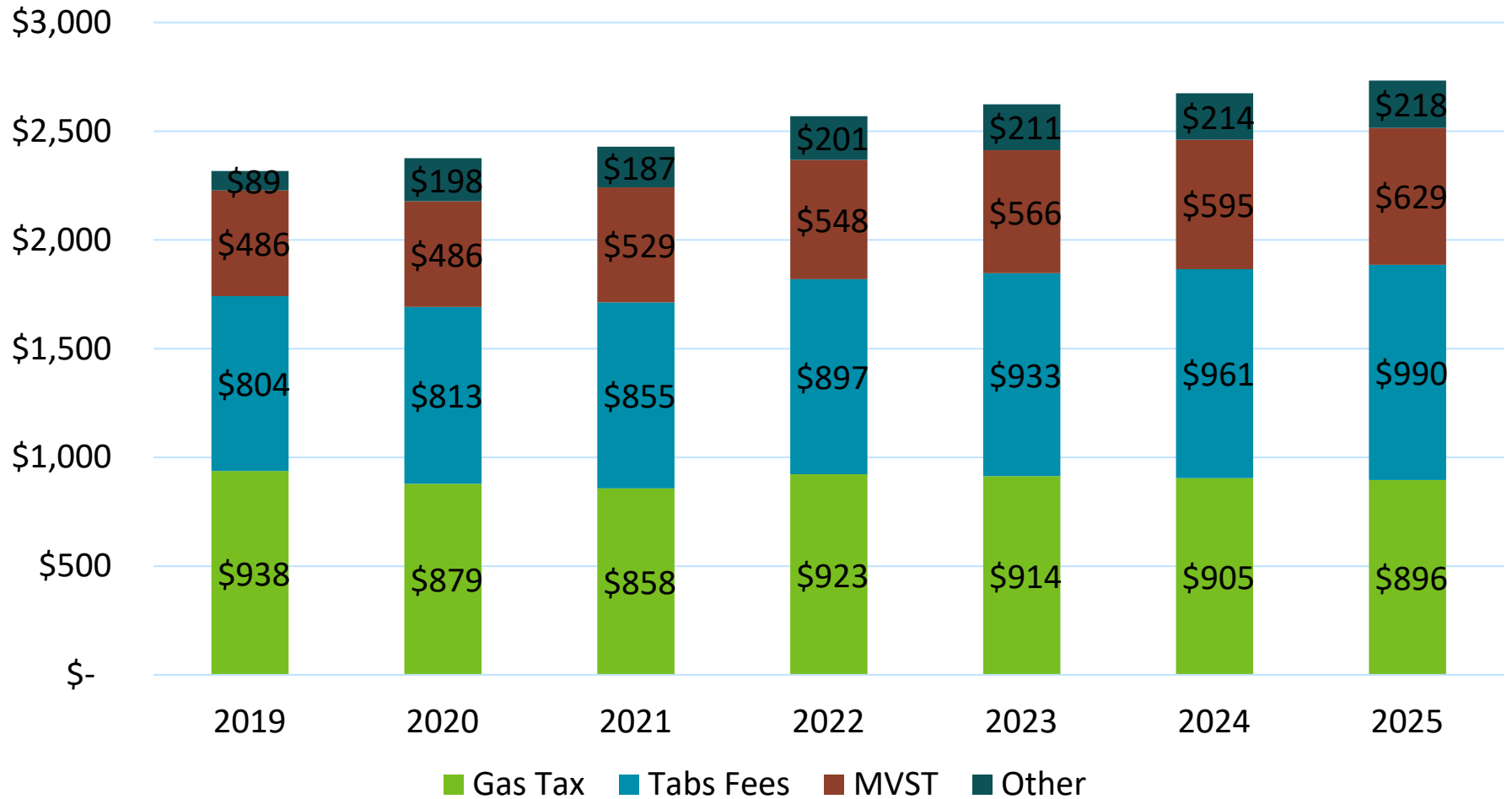


HUTD Revenues

Nov. '20 vs. EOS '20 vs. Feb. '20 Forecast

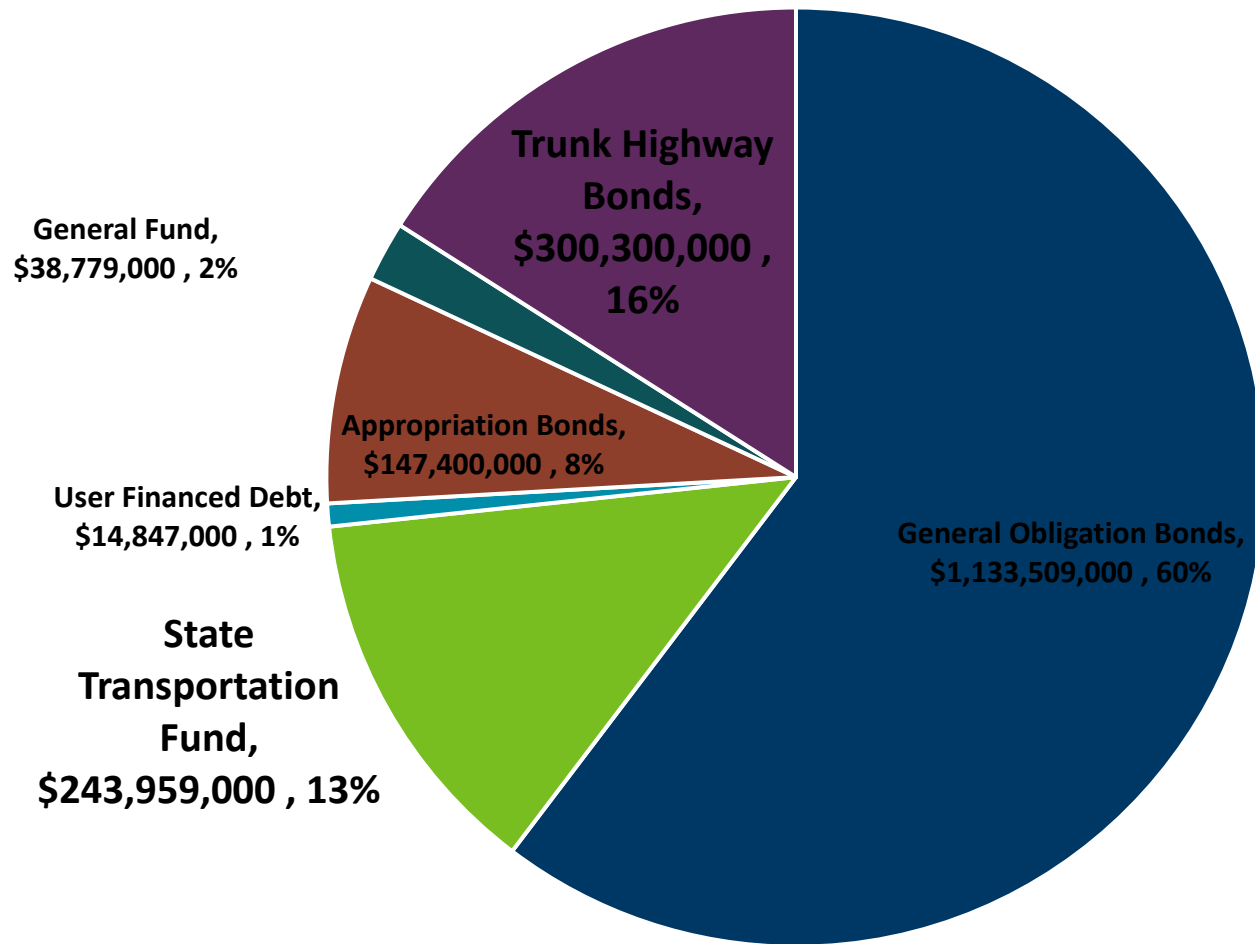


Highway User Tax Revenue (M\$)



Distribution of 2020 Bonding Bill

Total \$1,878,794,000



Some Bonding Bill Line Items

- Henderson Area Flood Mitigation
 - \$23M for Hwy 93 grade raise
 - \$1.8M for Henderson flood wall
 - \$14M for Sibley CSAH 6 grade raise
- \$84M for state road construction to replace lost revenues
- \$25M for prj development (esp six priority prj not in D7)
- \$58M for MnDOT facilities (not in D7)
- \$110M for rail grade separation (Moorhead)

Some Bonding Bill Line Items

- \$75M for Local Road Improvement Program
 - Solicitation is out; applications due March 3, 2021
 - Max \$1.25M per project
- \$30M for Local Bridge Replacement and Rehab
 - State Aid is prioritizing existing list of candidate projects
- \$3M for Safe Routes to School
 - Solicitation will be next fall
- \$2.9M for Transportation & Economic Development Infrastructure Program

Questions?