



Minnesota Department of Transportation  
Office of Technical Support  
Mail Stop 692  
395 John Ireland Boulevard  
Saint Paul, MN 55155

Office Tel: (651) 366-4639  
Fax: (651) 366-4699

## Memo

**TO:** Addressees

**FROM:** Mary Lacho  
Estimates Engineer

**DATE:** November 6, 2014

**SUBJECT:** Cost Index – 2014 Second Quarter

The Minnesota Highway Construction Composite Cost Index is 286.95.

- The average Excavation cost was \$5.07/CY, up \$1.35/CY from the second quarter of 2013. 15 projects were considered this quarter.
- The average Reinforcing Steel cost was \$1.17/lb, up \$0.03/lb from the second quarter of 2013. 6 projects were considered this quarter.
- The average Structural Steel cost was \$2.18/lb. 2 projects were considered this quarter. No data for 2<sup>nd</sup> quarter 2013.
- The average Structural Concrete cost was \$542.66/CY, down \$70.09/CY from the second quarter of 2013. 6 projects were considered this quarter.
- The average Concrete Pavement cost was \$106.66/CY, down \$9.82/CY from the second quarter of 2013. 7 projects were considered this quarter.
- The average Plant Mixed Bituminous cost was \$57.91/ton, down \$0.37/ton from the second quarter of 2013. 26 projects were considered this quarter.



Second quarter, 2014 project information is compared to second quarter, 2013 below.

**Table 1: Indicator Costs**

| Item                   | Second Quarter 2013 |          |             | Second Quarter 2014 |         |             |
|------------------------|---------------------|----------|-------------|---------------------|---------|-------------|
|                        | Quantity            | Cost *   | Unit Cost   | Quantity            | Cost *  | Unit Cost   |
| Excavation             | 2,112,799 CY        | \$7.87   | \$3.72/CY   | 2,333,292 CY        | \$11.83 | \$5.07/CY   |
| Reinforcing Steel      | 1,664,436 lb        | \$1.89   | \$1.14/lb   | 1,556,851 lb        | \$1.82  | \$1.17/lb   |
| Structural Steel       | 0 lb                | \$0.00   | \$0.00/lb   | 841,510 lb          | \$1.84  | \$2.18/lb   |
| Structural Concrete    | 9,944 CY            | \$6.09   | \$612.75/CY | 12,778 CY           | \$6.93  | \$542.66/CY |
| Concrete Pavement      | 70,781 CY           | \$8.24   | \$116.48/CY | 259,549 CY          | \$27.68 | \$106.66/CY |
| Plant-Mixed Bituminous | 1,771,015 ton       | \$103.22 | \$58.28/ton | 853,707 ton         | \$49.44 | \$57.91/ton |
| <b>Total</b>           |                     | \$127.31 |             |                     | \$99.54 |             |

\* millions of dollars

**Table 2: Minnesota Highway Construction Project Summary**

|                                | Second Quarter 2013 | Second Quarter 2014 |
|--------------------------------|---------------------|---------------------|
| Number of Projects Awarded     | 145                 | 96                  |
| Awarded Amount (\$ million)    | \$354.15            | \$305.30            |
| Total Number of Bidders        | 446                 | 296                 |
| Average Number of Bidders      | 3.1                 | 3.1                 |
| Number of Cost Index Projects  | 48                  | 33                  |
| Cost Index Amount (\$ million) | \$127.31            | \$99.54             |
| Excavation Index               | 185.76              | 252.80              |
| Structures Index               | **                  | 270.06              |
| Surfacing Index                | 310.83              | 305.49              |
| Composite Cost Index (CI)      | **                  | 286.95              |

\*\* Not computed due to the absence of data for associated indicator items.

The average number of bidders per project was 3.1 for the second quarter of 2013. In comparison, the average number of second quarter bidders in 2014 was 3.1.

Attached is an explanation of the derivation of the Minnesota Cost index, charts of quarterly and annual Minnesota highway construction cost trends and a table and chart comparing the yearly Minnesota Composite Cost Index with the latest yearly FHWA Index.

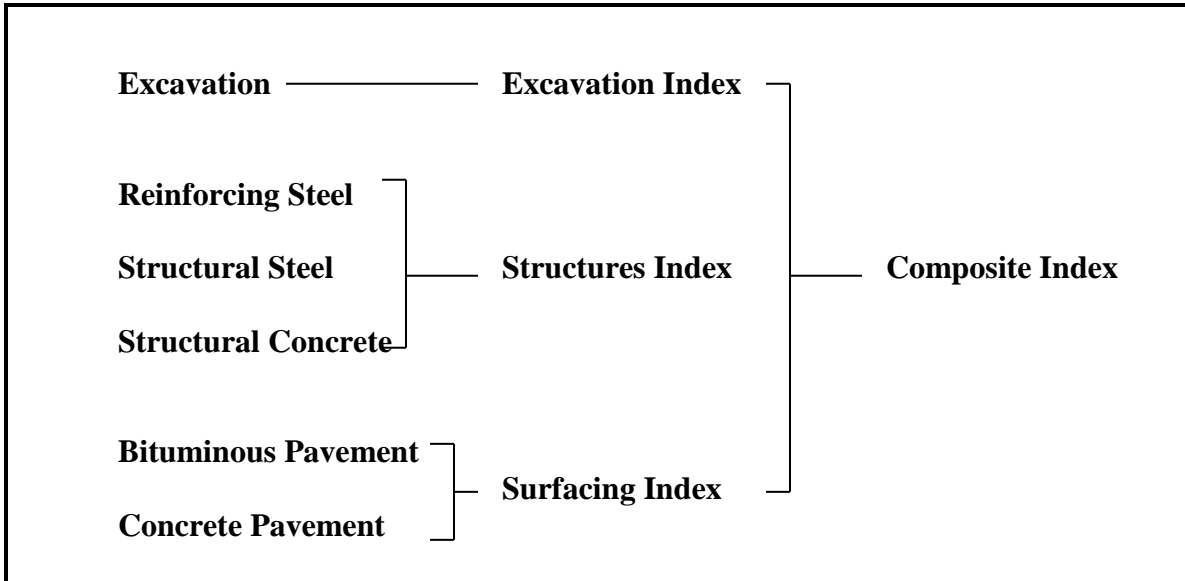
cc: File



# Minnesota Construction Cost Index

The Minnesota Construction Cost Index is an indicator of price trends for highway construction.

It is composed of six indicator items: roadway excavation, to indicate the price trends for all roadway excavation; concrete pavement and plant-mixed bituminous, to indicate the price trend for all surfacing types; and reinforcing steel, structural steel, and structural concrete, to indicate the price trend for structures.

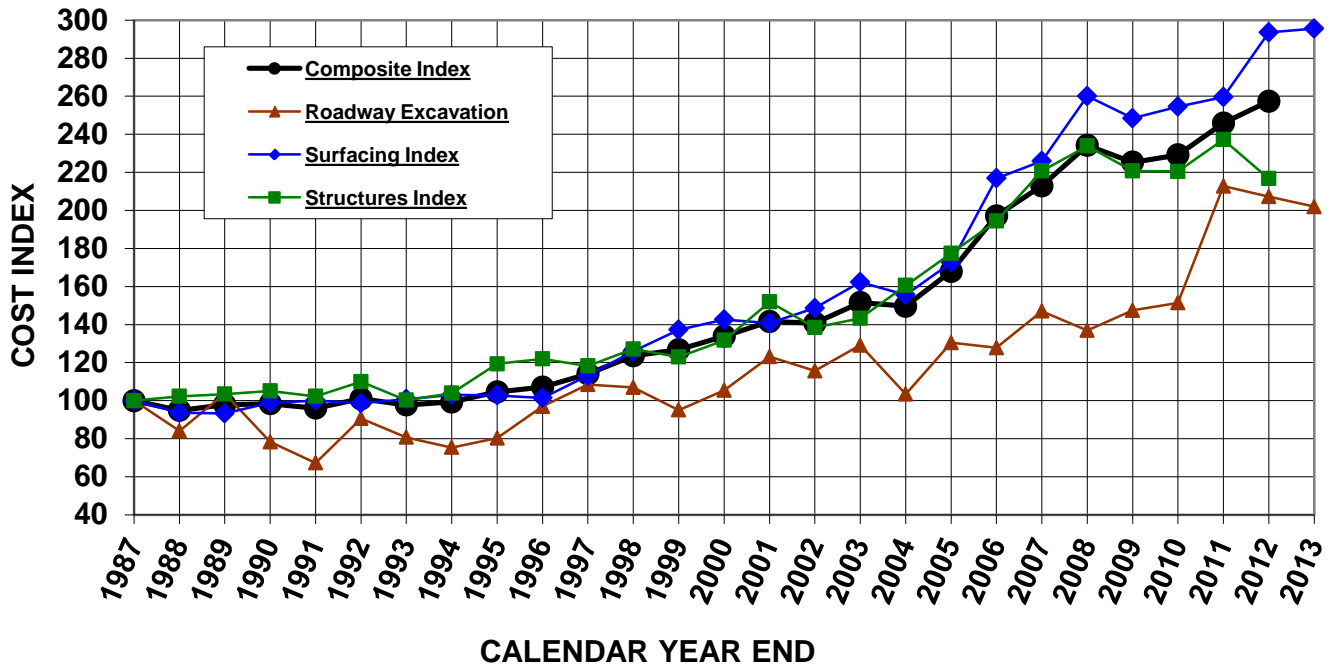


Each quarter, an average unit price is computed for each indicator item. The unit price is based upon the actual bids from projects **excluding Design Build projects**, costing more than \$100,000, and let during that quarter. These unit prices include the cost of material, labor, equipment, overhead and profit.

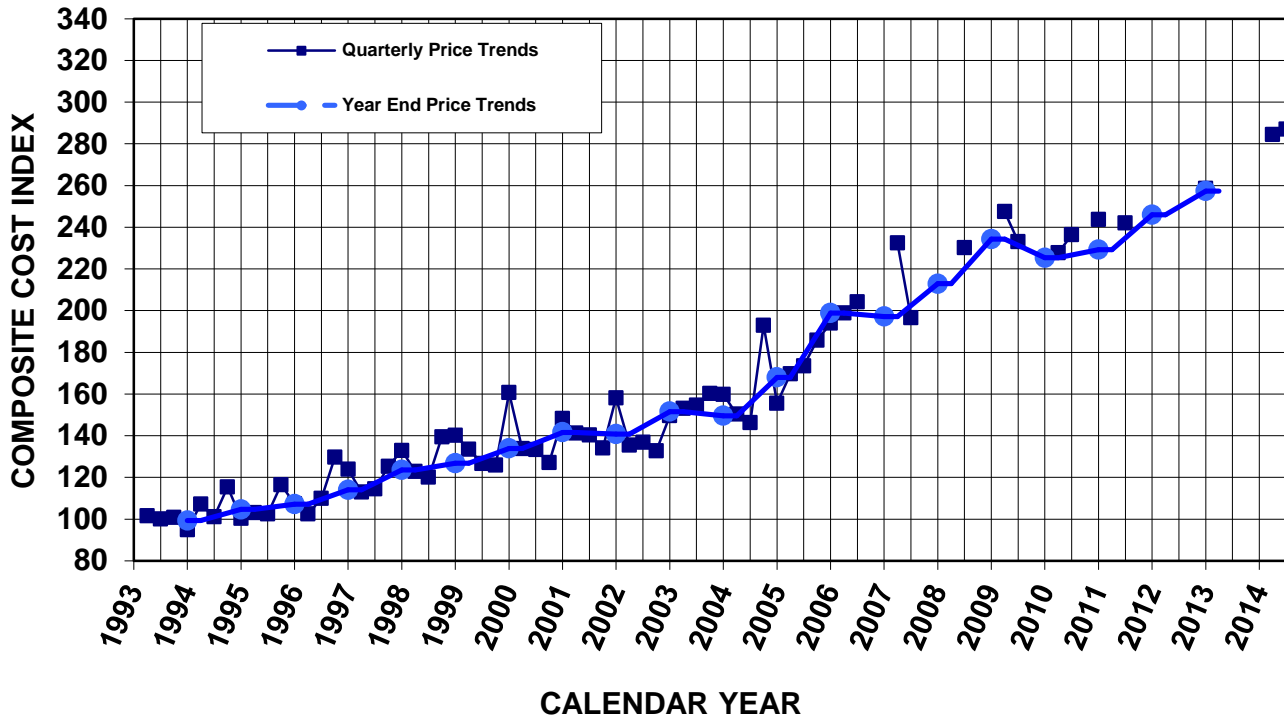
These unit prices along with the 1987 base unit prices and quantities are used to compute the Excavation, Surfacing, Structures and Composite Index.

## Minnesota Highway Construction Cost Trends

### ANNUAL PRICE TRENDS



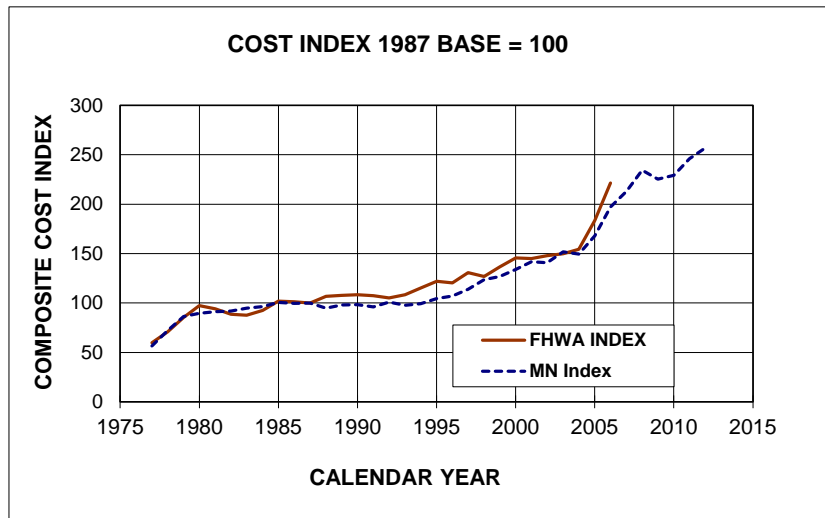
### YEARLY & QUARTERLY PRICE TRENDS



**NOTE: In 2007, the FHWA stopped collecting Price Trend data,  
and no longer provide the reports necessary to complete the comparison graphs.**

**HIGHWAY CONSTRUCTION COST INDEX 1987 BASE-100**

| <u>Year End</u> | <u>FHWA Index</u> | <u>MN Index</u> |
|-----------------|-------------------|-----------------|
| 1975            |                   |                 |
| 1976            |                   |                 |
| 1977            | 59.80             | 56.40           |
| 1978            | 70.70             | 72.10           |
| 1979            | 85.50             | 86.30           |
| 1980            | 97.20             | 89.60           |
| 1981            | 94.20             | 91.20           |
| 1982            | 88.50             | 91.80           |
| 1983            | 87.60             | 94.80           |
| 1984            | 92.60             | 96.40           |
| 1985            | 102.00            | 100.70          |
| 1986            | 101.10            | 99.60           |
| <b>1987</b>     | <b>100.00</b>     | <b>100.00</b>   |
| 1988            | 106.60            | 94.90           |
| 1989            | 107.70            | 97.90           |
| 1990            | 108.50            | 98.40           |
| 1991            | 107.50            | 96.00           |
| 1992            | 105.10            | 101.00          |
| 1993            | 108.30            | 97.70           |
| 1994            | 115.10            | 99.30           |
| 1995            | 121.90            | 104.60          |
| 1996            | 120.20            | 107.10          |
| 1997            | 130.60            | 114.00          |
| 1998            | 126.90            | 123.58          |
| 1999            | 136.50            | 126.75          |
| 2000            | 145.60            | 133.91          |
| 2001            | 144.80            | 141.61          |
| 2002            | 147.90            | 140.73          |
| 2003            | 149.80            | 151.60          |
| 2004            | 154.40            | 149.61          |
| 2005            | 183.60            | 167.97          |
| 2006            | 221.30            | 197.10          |
| 2007            |                   | 212.88          |
| 2008            |                   | 234.22          |
| 2009            |                   | 225.32          |
| 2010            |                   | 229.17          |
| 2011            |                   | 245.95          |
| 2012            |                   | 256.94          |
| 2013            |                   |                 |
| 2014            |                   |                 |
| 2015            |                   |                 |



1987 Base Year = 100  
 FHWA Index includes projects > \$500,000  
 Mn/DOT Index includes projects > \$100,000

**MN/DOT COST INDEX**

| <u>Year</u> | <u>Roadway<br/>Excavation</u> | <u>Bituminous<br/>Surfacing</u> | <u>Concrete<br/>Surfacing</u> | <u>Surfacing<br/>Index</u> | <u>Reinforce.<br/>Steel</u> | <u>Structural<br/>Steel</u> | <u>Structural<br/>Concrete</u> | <u>Structures<br/>Index</u> | <u>Composite<br/>Index</u> |
|-------------|-------------------------------|---------------------------------|-------------------------------|----------------------------|-----------------------------|-----------------------------|--------------------------------|-----------------------------|----------------------------|
| <b>1987</b> | 100.00                        | 100.00                          | 100.00                        | 100.00                     | 100.00                      | 100.00                      | 100.00                         | 100.00                      | 100.00                     |
| <b>1988</b> |                               |                                 |                               |                            |                             |                             |                                |                             |                            |
| 1st Quarter | 66.35                         | 92.87                           | 76.99                         | 89.60                      | 108.25                      | 113.11                      | 91.18                          | 98.44                       | 88.98                      |
| 2nd Quarter | 111.84                        | 96.02                           | 107.04                        | 98.29                      | 107.22                      | 103.87                      | 95.60                          | 99.37                       | 100.58                     |
| 3rd Quarter | 87.81                         | 94.14                           | 104.76                        | 96.33                      | 110.27                      | 110.57                      | 110.45                         | 110.43                      | 99.46                      |
| 4th Quarter | 89.72                         | 103.63                          |                               | 103.63                     | 115.44                      | 107.04                      | 94.37                          | 100.80                      | 100.39                     |
| Year End    | 84.08                         | 95.68                           | 85.55                         | 93.59                      | 109.73                      | 109.34                      | 97.90                          | 102.26                      | 94.90                      |
| <b>1989</b> |                               |                                 |                               |                            |                             |                             |                                |                             |                            |
| 1st Quarter | 121.34                        | 88.57                           | 92.72                         | 89.42                      | 120.87                      | 141.72                      | 101.41                         | 112.36                      | 101.11                     |
| 137.56      | 70.45                         | 90.06                           | 87.63                         | 89.56                      | 108.73                      | 102.24                      | 98.24                          | 101.04                      | 90.35                      |
| 3rd Quarter | 137.56                        | 107.54                          | 135.39                        | 113.28                     | 116.66                      | 107.48                      | 94.73                          | 101.34                      | 113.09                     |
| 4th Quarter |                               | 91.13                           |                               | 91.13                      | 138.53                      | 121.78                      | 146.33                         | 140.47                      | 111.64                     |
| Year End    | 103.72                        | 92.01                           | 94.50                         | 93.23                      | 115.99                      | 111.15                      | 97.29                          | 103.45                      | 97.90                      |
| <b>1990</b> |                               |                                 |                               |                            |                             |                             |                                |                             |                            |
| 1st Quarter | 75.54                         | 100.19                          | 81.67                         | 96.37                      | 115.62                      | 140.73                      | 102.05                         | 111.55                      | 98.06                      |
| 2nd Quarter | 67.71                         | 96.79                           | 104.57                        | 98.39                      | 122.11                      | 105.43                      | 110.57                         | 111.97                      | 98.17                      |
| 3rd Quarter | 97.07                         | 122.17                          | 102.13                        | 118.04                     | 117.17                      | 112.70                      | 92.03                          | 100.67                      | 109.65                     |
| 4th Quarter | 66.99                         | 106.72                          | 148.85                        | 115.41                     | 118.55                      | 108.99                      | 133.76                         | 126.38                      | 111.83                     |
| Year End    | 78.30                         | 100.58                          | 97.24                         | 98.89                      | 117.48                      | 112.81                      | 99.09                          | 105.17                      | 98.41                      |
| <b>1991</b> |                               |                                 |                               |                            |                             |                             |                                |                             |                            |
| 1st Quarter | 86.48                         | 103.02                          | 111.23                        | 104.71                     | 115.23                      | 123.22                      | 91.37                          | 101.72                      | 101.16                     |
| 2nd Quarter | 67.72                         | 96.75                           | 105.58                        | 98.57                      | 110.99                      | 128.81                      | 103.22                         | 109.27                      | 97.43                      |
| 3rd Quarter | 105.04                        |                                 |                               |                            | 122.95                      |                             | 110.48                         | 113.49                      | 110.44                     |
| 4th Quarter | 47.98                         | 81.65                           | 111.81                        | 87.87                      | 106.38                      | 84.44                       | 80.29                          | 86.22                       | 81.62                      |
| Year End    | 67.31                         | 97.72                           | 109.11                        | 100.07                     | 111.54                      | 121.31                      | 93.98                          | 102.28                      | 96.04                      |
| <b>1992</b> |                               |                                 |                               |                            |                             |                             |                                |                             |                            |
| 1st Quarter | 134.20                        | 110.24                          | 90.36                         | 106.14                     | 106.10                      | 96.66                       | 92.71                          | 96.07                       | 107.07                     |
| 2nd Quarter | 84.69                         | 95.94                           | 103.65                        | 97.53                      | 119.25                      | 109.95                      | 112.93                         | 113.67                      | 100.67                     |
| 3rd Quarter | 90.06                         | 102.36                          | 92.40                         | 100.31                     | 99.53                       | 108.35                      | 131.75                         | 121.22                      | 105.29                     |
| 4th Quarter | 99.54                         | 105.41                          |                               | 105.41                     | 105.69                      |                             | 91.58                          | 116.35                      | 109.83                     |
| Year End    | 90.60                         | 99.05                           | 97.07                         | 98.64                      | 106.37                      | 105.54                      | 112.38                         | 109.98                      | 100.98                     |
| <b>1993</b> |                               |                                 |                               |                            |                             |                             |                                |                             |                            |
| 1st Quarter | 81.02                         | 104.73                          | 87.06                         | 101.08                     | 118.06                      | 139.75                      | 102.08                         | 111.88                      | 101.53                     |
| 2nd Quarter | 81.51                         | 101.97                          | 101.79                        | 101.93                     | 109.83                      | 128.78                      | 97.52                          | 105.46                      | 100.08                     |
| 3rd Quarter |                               | 117.01                          |                               | 117.01                     | 97.06                       |                             | 65.66                          | 73.25                       | 100.83                     |
| 4th Quarter | 73.97                         | 94.47                           | 84.12                         | 92.33                      | 119.80                      | 112.58                      | 104.90                         | 109.22                      | 94.91                      |
| Year End    | 80.75                         | 101.91                          | 96.30                         | 100.75                     | 108.13                      | 127.30                      | 90.07                          | 100.21                      | 97.70                      |
| <b>1994</b> |                               |                                 |                               |                            |                             |                             |                                |                             |                            |
| 1st Quarter | 115.56                        | 97.54                           | 95.57                         | 97.13                      | 115.00                      | 95.98                       | 123.67                         | 120.83                      | 107.11                     |
| 2nd Quarter | 75.92                         | 102.90                          | 104.22                        | 103.17                     | 114.87                      |                             | 109.55                         | 110.84                      | 101.09                     |
| 3rd Quarter | 152.37                        | 109.02                          | 136.56                        | 114.70                     | 99.78                       | 111.66                      | 96.09                          | 99.56                       | 115.44                     |
| 4th Quarter | 65.52                         | 110.42                          | 103.89                        | 109.08                     | 109.23                      | 98.51                       | 98.97                          | 100.93                      | 100.29                     |
| Year End    | 75.38                         | 102.48                          | 104.96                        | 102.99                     | 105.52                      | 110.88                      | 101.55                         | 103.98                      | 99.32                      |
| <b>1995</b> |                               |                                 |                               |                            |                             |                             |                                |                             |                            |
| 1st Quarter | 85.69                         | 95.53                           | 115.74                        | 99.70                      | 120.72                      | 122.37                      | 114.68                         | 117.23                      | 103.10                     |
| 2nd Quarter | 71.02                         | 99.49                           |                               | 99.49                      | 121.32                      | 132.48                      | 117.95                         | 121.17                      | 102.42                     |
| 3rd Quarter | 77.42                         | 113.46                          | 111.29                        | 113.02                     | 151.42                      |                             | 144.16                         | 145.92                      | 116.46                     |
| 4th Quarter | 92.70                         | 107.55                          | 109.43                        | 107.93                     | 121.52                      |                             | 111.82                         | 114.16                      | 107.29                     |
| Year End    |                               | 99.81                           | 113.94                        | 102.73                     | 121.47                      | 126.83                      | 116.53                         | 119.32                      | 104.63                     |
| <b>1996</b> |                               |                                 |                               |                            |                             |                             |                                |                             |                            |
| 1st Quarter | 83.05                         | 92.20                           | 123.35                        | 98.62                      | 118.80                      | 178.06                      | 100.96                         | 118.05                      | 102.38                     |
| 2nd Quarter | 119.58                        | 95.01                           | 113.11                        | 98.74                      | 130.48                      |                             | 127.59                         | 128.29                      | 109.88                     |
| 3rd Quarter | 124.27                        | 131.87                          | 150.79                        | 135.77                     | 120.96                      |                             | 119.41                         | 119.79                      | 129.72                     |
| 4th Quarter | 95.12                         | 124.66                          | 113.40                        | 122.34                     | 141.02                      |                             | 144.36                         | 143.55                      | 123.91                     |
| Year End    | 97.01                         | 97.12                           | 117.89                        | 101.40                     | 120.85                      | 178.06                      | 106.59                         | 121.98                      | 107.13                     |
| <b>1997</b> |                               |                                 |                               |                            |                             |                             |                                |                             |                            |
| 1st Quarter | 117.41                        | 107.57                          | 112.89                        | 108.66                     | 117.44                      | 93.82                       | 125.60                         | 118.39                      | 112.93                     |
| 2nd Quarter | 96.00                         | 107.53                          | 153.26                        | 116.96                     | 129.60                      | 107.48                      | 117.89                         | 118.40                      | 114.38                     |
| 3rd Quarter | 122.35                        | 130.99                          |                               | 130.99                     | 124.92                      | 119.62                      | 116.28                         | 118.59                      | 125.27                     |
| 4th Quarter | 127.75                        | 134.59                          | 0.00                          | 134.59                     |                             |                             |                                |                             | 132.88                     |
| Year End    | 108.51                        | 109.84                          | 125.63                        | 113.10                     | 122.08                      | 99.44                       | 122.32                         | 118.25                      | 114.03                     |
| <b>1998</b> |                               |                                 |                               |                            |                             |                             |                                |                             |                            |
| 1st Quarter | 100.29                        | 124.56                          | 135.20                        | 126.75                     | 130.86                      |                             | 125.58                         | 126.86                      | 122.75                     |
| 2nd Quarter | 104.63                        | 122.21                          | 133.04                        | 124.44                     | 123.71                      |                             | 118.20                         | 119.53                      | 120.10                     |
| 3rd Quarter | 135.95                        | 150.01                          | 129.84                        | 145.85                     | 133.21                      |                             | 126.04                         | 127.51                      | 139.40                     |
| 4th Quarter |                               | 155.16                          |                               | 155.16                     | 122.66                      | 146.08                      | 110.58                         | 119.22                      | 140.22                     |
| Year End    | 106.99                        | 124.06                          | 132.22                        | 125.95                     | 127.70                      | 146.08                      | 121.58                         | 127.10                      | 123.58                     |
| <b>1999</b> |                               |                                 |                               |                            |                             |                             |                                |                             |                            |
| 1st Quarter | 90.59                         | 130.95                          | 210.30                        | 147.31                     | 133.64                      |                             | 126.39                         | 128.14                      | 133.51                     |
| 2nd Quarter | 92.34                         | 137.50                          | 139.09                        | 137.83                     | 121.34                      |                             | 121.92                         | 121.78                      | 126.58                     |
| 3rd Quarter | 85.22                         | 135.66                          |                               | 135.66                     | 125.58                      | 168.87                      | 121.78                         | 130.81                      | 125.78                     |
| 4th Quarter | 182.25                        | 143.08                          | 202.56                        | 155.34                     | 132.10                      | 107.12                      | 183.75                         | 160.00                      | 160.66                     |
| Year End    | 95.07                         | 135.87                          | 142.46                        | 137.23                     | 124.73                      | 114.64                      | 124.72                         | 122.95                      | 126.75                     |
| <b>2000</b> |                               |                                 |                               |                            |                             |                             |                                |                             |                            |
| 1st Quarter | 96.35                         | 141.29                          | 153.08                        | 143.73                     | 142.36                      | 151.96                      | 125.61                         | 133.57                      | 133.77                     |
| 2nd Quarter | 111.93                        | 138.88                          | 158.17                        | 142.86                     | 137.49                      | 136.03                      | 120.21                         | 126.43                      | 133.33                     |
| 3rd Quarter | 102.18                        | 128.03                          |                               | 128.03                     | 137.29                      |                             | 140.48                         | 139.71                      | 127.13                     |
| 4th Quarter | 115.61                        | 136.47                          | 170.73                        | 143.53                     | 149.27                      |                             | 185.41                         | 176.66                      | 148.21                     |
| Year End    | 105.38                        | 138.87                          | 157.19                        | 142.65                     | 139.49                      | 137.59                      | 127.59                         | 131.71                      | 133.91                     |

**MN/DOT COST INDEX**

(CONTINUED)

| <u>Year</u> | <u>Roadway<br/>Excavation</u> | <u>Bituminous<br/>Surfacing</u> | <u>Concrete<br/>Surfacing</u> | <u>Surfacing<br/>Index</u> | <u>Reinforce.<br/>Steel</u> | <u>Structural<br/>Steel</u> | <u>Structural<br/>Concrete</u> | <u>Structures<br/>Index</u> | <u>Composite<br/>Index</u> |
|-------------|-------------------------------|---------------------------------|-------------------------------|----------------------------|-----------------------------|-----------------------------|--------------------------------|-----------------------------|----------------------------|
| <b>2001</b> |                               |                                 |                               |                            |                             |                             |                                |                             |                            |
| 1st Quarter | 91.27                         | 131.58                          | 133.42                        | 131.96                     | 166.65                      |                             | 196.86                         | 189.55                      | 141.28                     |
| 2nd Quarter | 116.05                        | 135.28                          | 149.20                        | 138.15                     | 135.53                      | 219.62                      | 144.03                         | 155.60                      | 140.36                     |
| 3rd Quarter | 109.17                        | 130.04                          | 154.51                        | 135.09                     | 140.67                      | 166.76                      | 138.68                         | 144.01                      | 134.11                     |
| 4th Quarter | 157.83                        | 160.90                          | 185.56                        | 165.98                     | 149.31                      | 86.82                       | 158.62                         | 144.16                      | 158.06                     |
| Year End    | 123.17                        | 137.25                          | 153.92                        | 140.69                     | 142.53                      | 171.70                      | 149.25                         | 151.85                      | 141.61                     |
| <b>2002</b> |                               |                                 |                               |                            |                             |                             |                                |                             |                            |
| 1st Quarter | 123.44                        | 147.14                          | 119.78                        | 141.50                     | 151.68                      | 143.03                      | 120.19                         | 130.48                      | 135.49                     |
| 2nd Quarter | 148.48                        | 149.69                          | 140.07                        | 147.71                     | 150.31                      | 165.23                      | 85.03                          | 112.13                      | 136.82                     |
| 3rd Quarter |                               | 132.77                          |                               | 132.77                     |                             |                             |                                |                             | 132.77                     |
| 4th Quarter | 95.26                         | 157.12                          | 161.93                        | 158.12                     | 167.64                      | 154.74                      | 158.85                         | 159.88                      | 149.61                     |
| Year End    | 115.64                        | 150.27                          | 142.16                        | 148.60                     | 159.74                      | 157.32                      | 126.43                         | 138.49                      | 140.73                     |
| <b>2003</b> |                               |                                 |                               |                            |                             |                             |                                |                             |                            |
| 1st Quarter | 119.16                        | 168.38                          | 149.65                        | 164.51                     | 165.32                      | 124.83                      | 149.85                         | 148.55                      | 153.05                     |
| 2nd Quarter | 149.11                        | 166.29                          | 171.88                        | 167.44                     | 168.38                      | 109.25                      | 130.53                         | 134.34                      | 154.57                     |
| 3rd Quarter | 126.34                        | 162.12                          | 190.96                        | 168.07                     | 166.04                      |                             | 161.37                         | 162.50                      | 160.21                     |
| 4th Quarter | 142.18                        | 144.11                          | 144.11                        | 144.11                     | 162.08                      | 139.53                      | 213.05                         | 189.98                      | 159.77                     |
| Year End    | 129.12                        | 163.83                          | 156.17                        | 162.25                     | 166.37                      | 116.91                      | 143.23                         | 143.23                      | 151.60                     |
| <b>2004</b> |                               |                                 |                               |                            |                             |                             |                                |                             |                            |
| 1st Quarter | 89.34                         | 157.99                          | 145.67                        | 155.45                     | 184.40                      | 166.06                      | 166.16                         | 169.78                      | 150.36                     |
| 2nd Quarter | 101.93                        | 156.99                          | 153.21                        | 156.21                     | 193.40                      |                             | 135.92                         | 149.83                      | 146.23                     |
| 3rd Quarter | 156.87                        | 173.66                          | 220.06                        | 183.23                     | 231.70                      | 126.15                      | 253.80                         | 226.99                      | 192.95                     |
| 4th Quarter | 171.37                        | 153.88                          | 126.70                        | 148.28                     | 175.45                      | 195.43                      | 146.69                         | 160.98                      | 155.53                     |
| Year End    | 103.48                        | 159.35                          | 141.15                        | 155.60                     | 191.19                      | 162.96                      | 150.02                         | 160.50                      | 149.61                     |
| <b>2005</b> |                               |                                 |                               |                            |                             |                             |                                |                             |                            |
| 1st Quarter | 91.95                         | 159.35                          | 221.30                        | 172.12                     | 206.72                      | 281.37                      | 176.99                         | 201.24                      | 169.57                     |
| 2nd Quarter | 152.75                        | 163.52                          | 230.40                        | 177.31                     | 206.89                      | 201.87                      | 159.27                         | 176.24                      | 173.44                     |
| 3rd Quarter | 135.85                        | 214.40                          | 173.97                        | 206.06                     | 195.34                      | 199.90                      | 158.17                         | 172.91                      | 185.71                     |
| 4th Quarter | 131.93                        | 211.41                          |                               | 211.41                     | 219.49                      |                             | 192.75                         | 199.22                      | 193.94                     |
| Year End    | 130.43                        | 169.66                          | 183.55                        | 172.53                     | 202.26                      | 201.13                      | 162.78                         | 177.39                      | 167.97                     |
| <b>2006</b> |                               |                                 |                               |                            |                             |                             |                                |                             |                            |
| 1st Quarter | 179.64                        | 216.37                          | 168.40                        | 206.48                     | 209.17                      | 167.23                      | 196.99                         | 194.19                      | 198.82                     |
| 2nd Quarter | 137.70                        | 241.00                          | 191.38                        | 230.77                     | 192.81                      | 194.21                      | 184.52                         | 187.87                      | 204.11                     |
| 3rd Quarter | 137.17                        | 217.53                          | *                             | **                         | 257.26                      | *                           | 230.67                         | **                          | **                         |
| 4th Quarter | 95.01                         | 228.13                          | *                             | **                         | 247.81                      | *                           | 212.00                         | **                          | **                         |
| Year End    | 127.80                        | 228.04                          | 173.91                        | 216.88                     | 205.99                      | 183.53                      | 193.74                         | 194.39                      | 197.10                     |
| <b>2007</b> |                               |                                 |                               |                            |                             |                             |                                |                             |                            |
| 1st Quarter | 190.17                        | 255.61                          | 222.49                        | 248.78                     | 236.81                      | 283.08                      | 202.21                         | 223.31                      | 232.47                     |
| 2nd Quarter | 114.76                        | 224.06                          | 155.14                        | 209.85                     | 221.84                      | 187.19                      | 214.66                         | 211.27                      | 196.60                     |
| 3rd Quarter | */**                          | 213.40                          | *                             | **                         | *                           | *                           | *                              | **                          | **                         |
| 4th Quarter | 117.03                        | 209.36                          | *                             | **                         | *                           | *                           | *                              | **                          | **                         |
| Year End    | 147.02                        | 232.91                          | 198.59                        | 225.84                     | 233.69                      | 262.24                      | 204.79                         | 220.64                      | 212.88                     |
| <b>2008</b> |                               |                                 |                               |                            |                             |                             |                                |                             |                            |
| 1st Quarter | 143.43                        | 235.23                          | 361.90                        | 261.34                     | 409.19                      | *                           | 189.70                         | **                          | **                         |
| 2nd Quarter | 134.37                        | 278.48                          | 170.51                        | 256.22                     | 286.47                      | 267.39                      | 199.61                         | 228.83                      | 230.20                     |
| 3rd Quarter | */**                          | 314.60                          | *                             | **                         | 295.44                      | 215.32                      | 196.42                         | 219.48                      | **                         |
| 4th Quarter | 217.71                        | 350.82                          | *                             | **                         | 242.71                      | *                           | 187.20                         | **                          | **                         |
| Year End    | 136.85                        | 282.00                          | 175.62                        | 260.06                     | 349.63                      | 239.92                      | 195.24                         | 233.87                      | 234.22                     |
| <b>2009</b> |                               |                                 |                               |                            |                             |                             |                                |                             |                            |
| 1st Quarter | 130.35                        | 267.53                          | 179.27                        | 249.34                     | 212.65                      | 703.64                      | 212.26                         | 298.60                      | 247.42                     |
| 2nd Quarter | 205.07                        | 254.33                          | 210.92                        | 245.38                     | 220.70                      | 249.11                      | 218.60                         | 224.37                      | 233.08                     |
| 3rd Quarter | */**                          | 293.20                          | *                             | **                         | *                           | *                           | *                              | **                          | **                         |
| 4th Quarter | 255.96                        | 266.65                          | 174.42                        | 247.63                     | 202.59                      | *                           | 211.65                         | **                          | **                         |
| Year End    | 147.46                        | 265.08                          | 184.33                        | 248.43                     | 213.94                      | 252.12                      | 214.03                         | 220.70                      | 225.32                     |
| <b>2010</b> |                               |                                 |                               |                            |                             |                             |                                |                             |                            |
| 1st Quarter | 118.81                        | 297.94                          | 155.03                        | 268.47                     | 215.46                      | 171.69                      | 212.82                         | 206.13                      | 227.65                     |
| 2nd Quarter | 207.89                        | 271.58                          | 181.95                        | 253.10                     | 226.17                      | 253.31                      | 208.48                         | 219.88                      | 236.32                     |
| 3rd Quarter | 266.22                        | 268.87                          | *                             | **                         | *                           | *                           | *                              | **                          | **                         |
| 4th Quarter | 263.08                        | 260.16                          | 186.16                        | 244.90                     | 222.91                      | 197.32                      | 245.20                         | 232.35                      | 243.64                     |
| Year End    | 151.35                        | 277.15                          | 167.66                        | 254.58                     | 222.32                      | 197.81                      | 226.24                         | 220.47                      | 229.17                     |
| <b>2011</b> |                               |                                 |                               |                            |                             |                             |                                |                             |                            |
| 1st Quarter | 282.29                        | 277.18                          | 138.12                        | 248.51                     | 267.60                      | *                           | 233.93                         | **                          | **                         |
| 2nd Quarter | 187.26                        | 289.19                          | 147.37                        | 259.95                     | 249.70                      | 216.82                      | 236.44                         | 235.64                      | 241.97                     |
| 3rd Quarter | 206.87                        | 306.20                          | 130.31                        | 269.94                     | *                           | *                           | *                              | **                          | **                         |
| 4th Quarter | 290.62                        | 311.17                          | 161.76                        | 280.36                     | 253.69                      | *                           | 261.73                         | **                          | **                         |
| Year End    | 212.74                        | 289.32                          | 145.22                        | 259.61                     | 254.49                      | 216.82                      | 237.48                         | 237.25                      | 245.95                     |
| <b>2012</b> |                               |                                 |                               |                            |                             |                             |                                |                             |                            |
| 1st Quarter | 168.12                        | 330.92                          | 164.11                        | 296.53                     | 282.92                      | *                           | 274.47                         | **                          | **                         |
| 2nd Quarter | 251.04                        | 318.01                          | 191.58                        | 291.94                     | 267.40                      | *                           | 218.35                         | **                          | **                         |
| 3rd Quarter | 220.88                        | 351.69                          | 154.88                        | 311.11                     | 228.22                      | *                           | *                              | **                          | **                         |
| 4th Quarter | 206.53                        | 308.84                          | 260.42                        | 298.86                     | 260.22                      | 221.19                      | 193.13                         | 211.43                      | 258.54                     |
| Year End    | 207.23                        | 322.38                          | 182.48                        | 293.54                     | 261.73                      | 221.19                      | 201.04                         | 216.68                      | 257.36                     |
| <b>2013</b> |                               |                                 |                               |                            |                             |                             |                                |                             |                            |
| 1st Quarter | 192.74                        | 299.93                          | 211.51                        | 281.70                     | 237.57                      | *                           | 236.42                         | **                          | **                         |
| 2nd Quarter | 185.76                        | 337.29                          | 208.92                        | 310.83                     | 259.80                      | *                           | 294.45                         | **                          | **                         |
| 3rd Quarter | *                             | *                               | *                             | **                         | *                           | *                           | *                              | **                          | **                         |
| 4th Quarter | 304.08                        | 329.32                          | 181.06                        | 298.75                     | 284.22                      | *                           | 304.71                         | **                          | **                         |
| Year End    | 201.96                        | 320.88                          | 197.83                        | 295.51                     | 277.52                      | *                           | 285.73                         | **                          | **                         |
| <b>2014</b> |                               |                                 |                               |                            |                             |                             |                                |                             |                            |
| 1st Quarter | 296.52                        | 316.42                          | 211.06                        | 294.70                     | 276.99                      | 210.59                      | 269.59                         | 260.71                      | 284.46                     |
| 2nd Quarter | 252.80                        | 335.14                          | 191.32                        | 305.49                     | 266.37                      | 307.37                      | 260.77                         | 270.06                      | 286.95                     |

\* No information available

\*\*Not computed due to the absence of data for indicator item(s).