





POSTED SPEED LIMIT PRIOR TO WORK STARTING (MPH)	SPACING OF CHANNELIZING DEVICES (G) FEET	SPACING OF ADVANCE WARNING SIGNS (A) FEET	DECISION SIGHT DISTANCE FEET	TAPER LENGTH (L) FEET	BUFFER SPACE (B) FEET
0 - 30	25	100	550	200	200
35 - 40		325	700	325	305
45 - 50	50	600	900	600	425
55		750	1200	700	500
60 - 65		1000	1400	800	650
70 - 75		1200	1600	900	820

NOTE:
NOT ALL INFORMATION IN THIS BOX MAY APPLY TO THIS DETAIL.

DESIGNER NOTES (REMOVE FROM LAYOUT BEFORE INSERTING IN PLAN):

1. INSERT SPACING CHART DISTANCES INTO LAYOUTS AND REMOVE CHART WHENEVER PRACTICAL.
2. DETERMINE IF "END ROAD WORK" SIGNS ARE NEEDED.
3. CONSIDER THE INSTALLATION OF A PCMS AND/OR G20-X2 OR SPECIAL SIGN, IF CONGESTION IS EXPECTED, IF ADVANCE SIGNING TO DIVERT TRAFFIC IS NEEDED OR OTHER CONDITIONS DETERMINED BY THE ENGINEER.
4. CONSIDER THE INSTALLATION OF A PCMS AND/OR G20-X1 SIGN (MODIFIED) OR G20-X2 SIGN FOR SEVEN DAY ADVANCE WARNING OF RESTRICTION.
5. FOR ANY EXCAVATION OR DROP-OFF IN EXCESS OF 12 IN., SEE THE MINNESOTA MANUAL ON UNIFORM TRAFFIC CONTROL DEVICES SECTION 6F.85 "TEMPORARY TRAFFIC BARRIERS".
6. FOR CLOSURES GREATER THAN 1000 FT., SEE LAYOUT 70, "LANE CLOSURE EXTENSION".
7. SELECT APPROPRIATE MATERIAL FOR TEMPORARY MARKINGS. SEE STRIPING KEY.
8. LIST ALL DIRECTIONAL SIGNING THAT MUST BE COVERED, REMOVED OR MODIFIED BECAUSE OF RESTRICTIONS.
9. REMOVE CONFLICTING MARKINGS. DETERMINE QUANTITY OF MARKINGS TO BE REMOVED OR COVERED FOR PAY ITEM QUANTITIES.
10. IF "T" IS LESS THAN 600' USE THE BYPASS SIGN. IF "T" IS GREATER THAN 600' USE THE REVERSE CURVE SIGN.
11. THE MINIMUM LANE WIDTH SHALL BE 10 FEET.
12. USE SKIP MARKING IF 'T' IS GREATER THAN 600'. IF 'T' IS LESS THAN 600' USE 4" STANDARD MARKING. CONSIDER 8" ON SHARP CURVES, PAVEMENT COLOR CONFLICTS, REDUCTION OF SPEED (10-15 MPH BELOW POSTED), OR IF OVER WINTER.

-  4" SOLID YELLOW REMOVEABLE PREFORMED PLASTIC MARKING
-  4" SOLID WHITE REMOVEABLE PREFORMED PLASTIC MARKING
-  DRUMS, TYPE I OR TYPE II BARRICADE OR VERTICAL PANEL.
-  SOLID LINE PAVEMENT MARKING WITH TEMPORARY RAISED PAVEMENT MARKERS AT 10' SPACING OR WET REFLECTIVE TAPE.