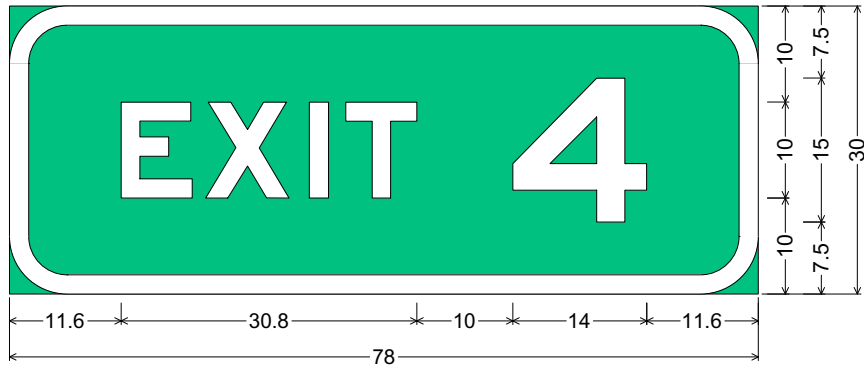


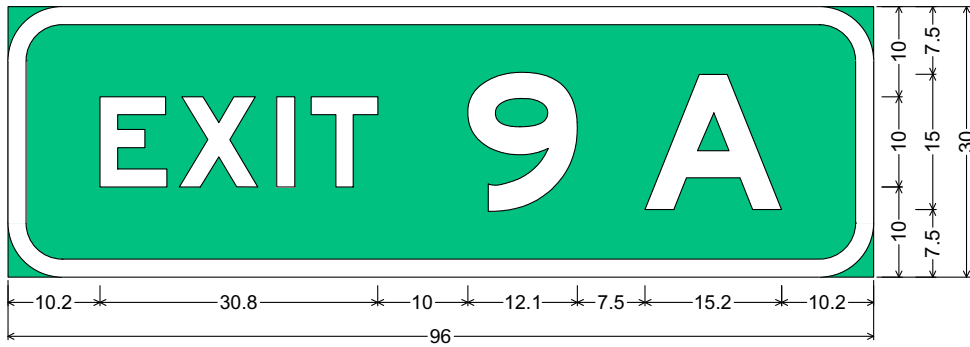
# MnDOT Standard Signs and Markings Manual

## E SERIES: EXIT SIGNS

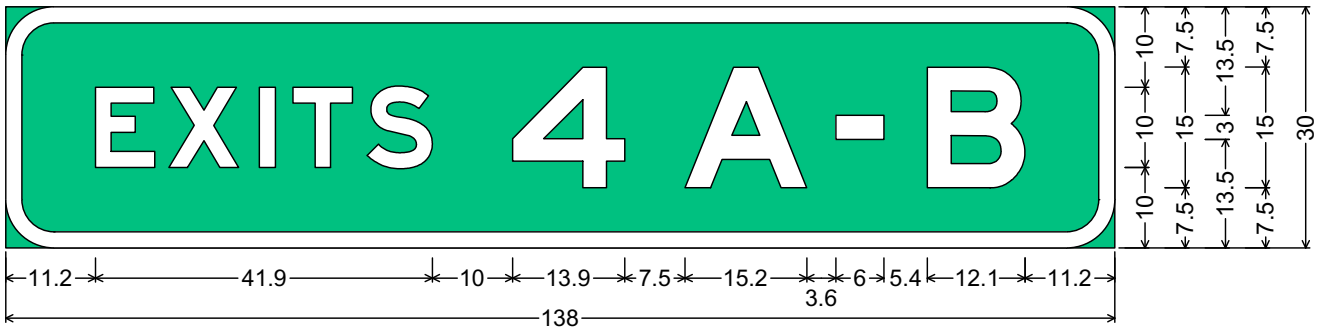
	Sign Code	Page
EXIT Number (Plaque) One Digit .....	E1-5P .....	1
EXIT Number (Plaque) Two Digits.....	E1-5P .....	2
EXIT Number (Plaque) Three Digits .....	E1-5P .....	3
LEFT .....	E1-5aP .....	4
LEFT EXIT Number (Plaque) One Digit .....	E1-5bP .....	5
LEFT EXIT Number (Plaque) Two Digits.....	E1-5bP .....	6
LEFT EXIT Number (Plaque) Three Digits .....	E1-5bP .....	7
EXIT (with Arrow) .....	E5-1.....	8
EXIT (with Arrow and Exit Number) One Digit.....	E5-1a.....	9
EXIT (with Arrow and Exit Number) One Digit One Suffix .....	E5-1aM (old E5-1b).....	10
EXIT (with Arrow and Exit Number) Two Digits .....	E5-1aM (old E5-1b).....	11
EXIT (with Arrow and Exit Number) Two Digits One Suffix.....	E5-1aM (old E5-1b).....	12
EXIT (with Arrow and Exit Number) Three Digits .....	E5-1aM (old E5-1b).....	13
EXIT (with Arrow and Exit Number) Three Digits One Suffix .....	E5-1aM (old E5-1b).....	14
ONLY (Overlay).....	E11-1b .....	15
LEFT (Overlay).....	E11-2.....	16
EXIT 20 MPH (Overlay) .....	E13-2.....	17



EXIT 6;  
 6.0" Radius, 2.0" Border, White on, Green;  
 "EXIT 4", E Mod 2K;



EXIT 9 A;  
 6.0" Radius, 2.0" Border, White on, Green;  
 "EXIT 9 A", E Mod 2K;

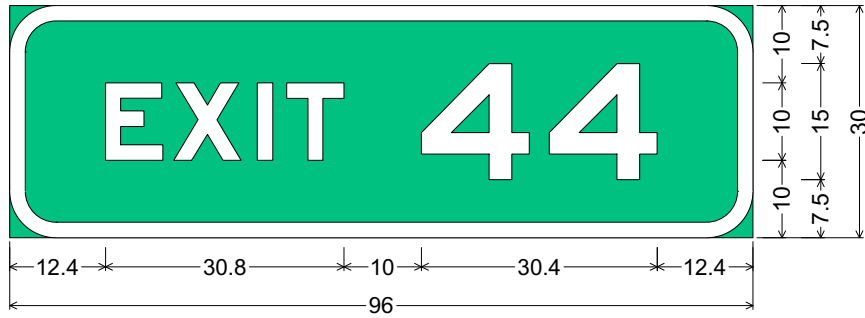


6.0" Radius, 2.0" Border, White on, Green;  
 "EXITS", E Mod 2K specified length; "4 A", E Mod 2K; "B", E Mod 2K;

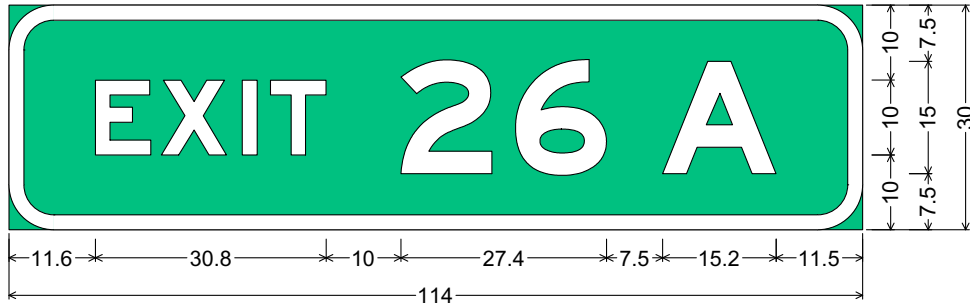
\* 7.5" space between the exit number and the letter A.  
 9" space between the exit number and all other letters (B, C, D).

### E1-5P Exit Number (Plaque) One Digit

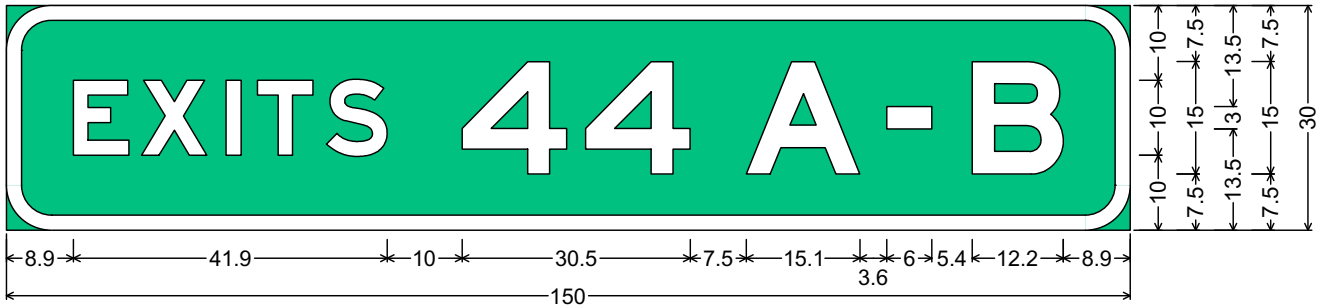
COLORS:  
 LEGEND, BORDER - WHITE (RETROREFLECTIVE)  
 BACKGROUND - GREEN (RETROREFLECTIVE)



EXIT 44;  
 6.0" Radius, 2.0" Border, White on, Green;  
 "EXIT 44", E Mod 2K;



EXIT 26 A;  
 6.0" Radius, 2.0" Border, White on, Green;  
 "EXIT 26 A", E Mod 2K;

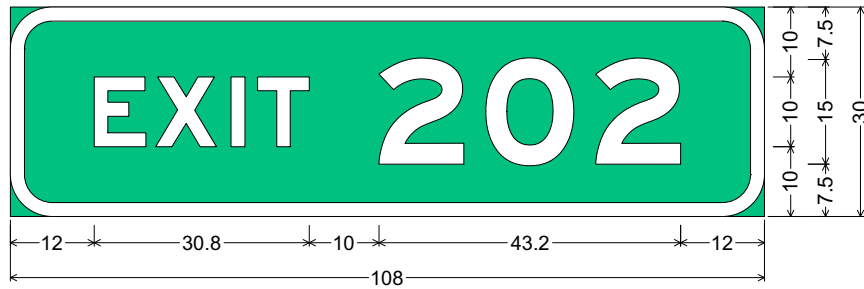


6.0" Radius, 2.0" Border, White on, Green;  
 "EXITS", E Mod 2K specified length; "44 A", E Mod 2K; "B", E Mod 2K;

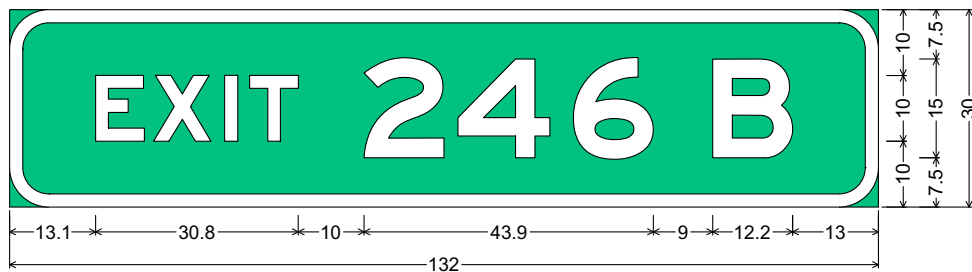
\* 7.5" space between the exit number and the letter A.  
 9" space between the exit number and all other letters (B, C, D).

## E1-5P Exit Number (Plaque) Two Digits

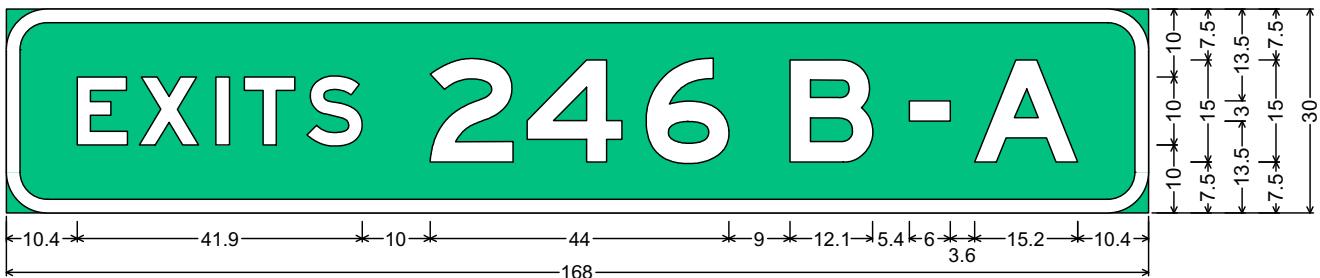
COLORS:  
 LEGEND, BORDER - WHITE (RETROREFLECTIVE)  
 BACKGROUND - GREEN (RETROREFLECTIVE)



EXIT 202;  
 6.0" Radius, 2.0" Border, White on, Green;  
 "EXIT 202", E Mod 2K;



EXIT 246 B;  
 6.0" Radius, 2.0" Border, White on, Green;  
 "EXIT 246 B", E Mod 2K;

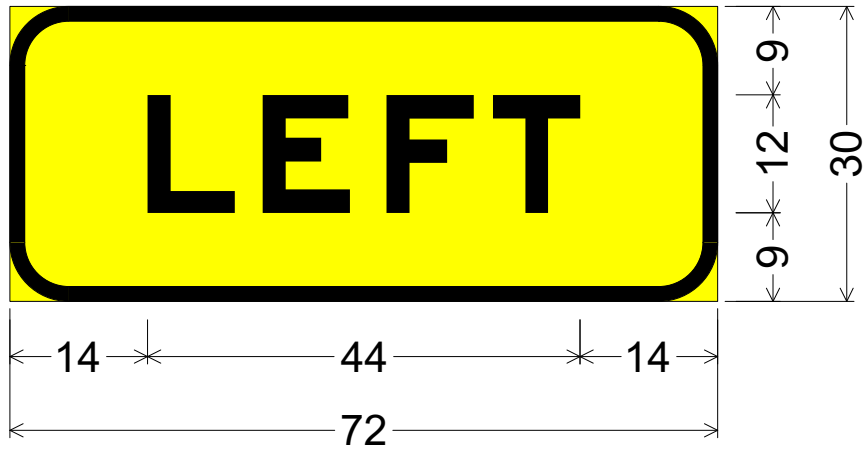


6.0" Radius, 2.0" Border, White on, Green;  
 "EXITS", E Mod 2K specified length; "246 B", E Mod 2K; "A", E Mod 2K;

\* 7.5" space between the exit number and the letter A.  
 9" space between the exit number and all other letters (B, C, D).

### E1-5P Exit Number (Plaque) Three Digits

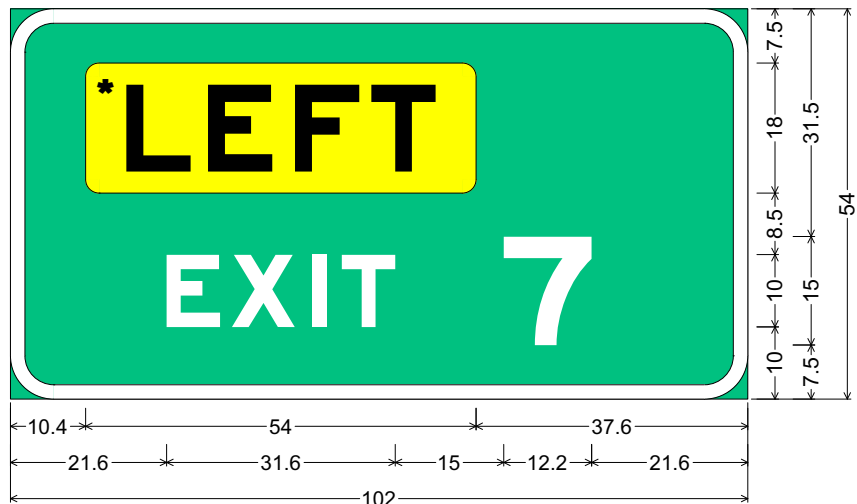
COLORS:  
 LEGEND, BORDER - WHITE (RETROREFLECTIVE)  
 BACKGROUND - GREEN (RETROREFLECTIVE)



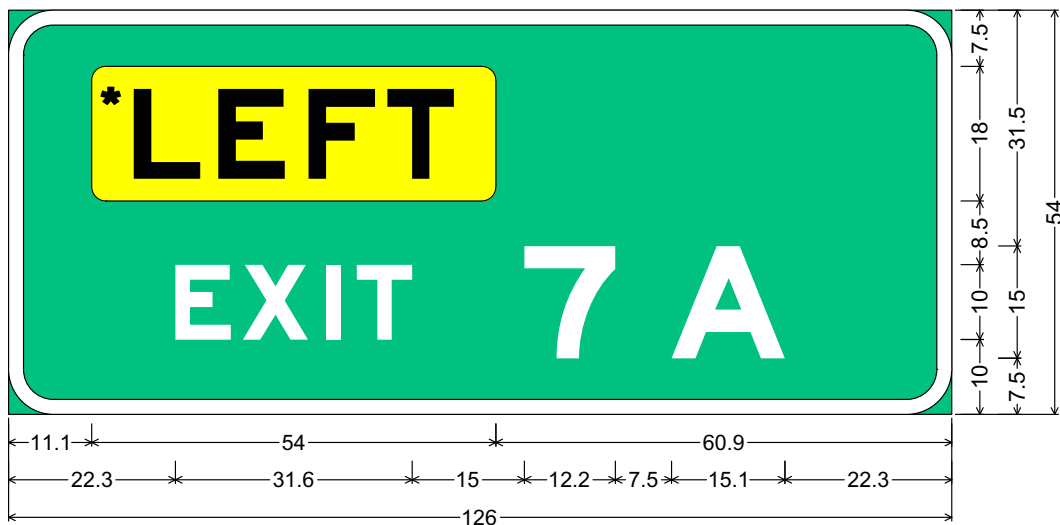
E1-5aP\_72x30;  
 6.0" Radius, 1.5" Border, Black on, Yellow;  
 "LEFT", E Mod 2K specified length;

**E1-5aP**  
**LEFT**

COLORS:  
 LEGEND - BLACK  
 BACKGROUND - YELLOW (RETROREFLECTIVE)



6.0" Radius, 2.0" Border, White on, Green;  
 Rounded Rectangle 1.9" Radius Yellow;  
 "EXIT", E Mod 2K specified length; "7", E Mod 2K;




6.0" Radius, 2.0" Border, White on, Green;  
 Rounded Rectangle 1.9" Radius Yellow;  
 "EXIT", E Mod 2K specified length; "7 A", E Mod 2K;

\* For overlay details see Sign E11-2.

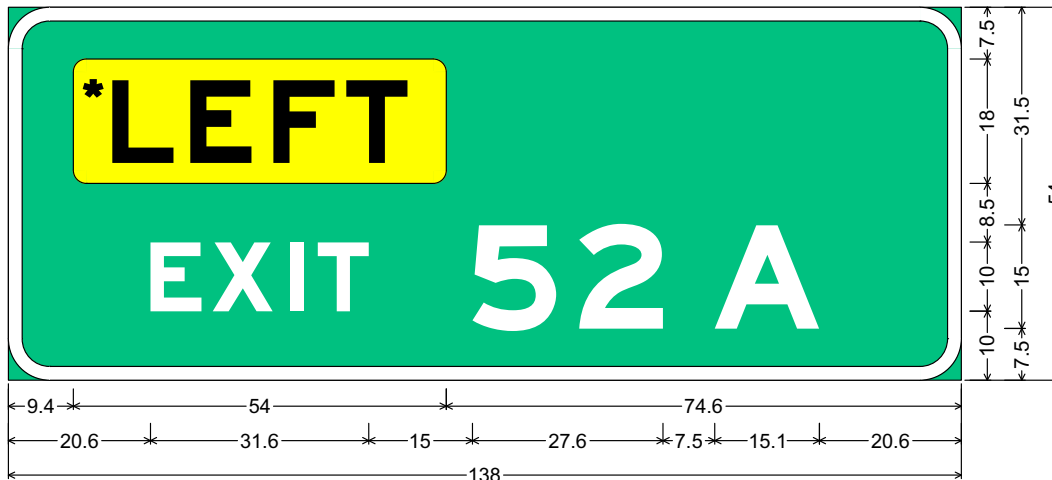
- \* 7.5" space between the exit number and the letter A.
- 9" space between the exit number and all other letters (B, C, D).

### E1-5bP Exit Number (Plaque) One Digit

COLORS:  
 LEGEND, BORDER - WHITE (RETROREFLECTIVE)  
 BACKGROUND - GREEN (RETROREFLECTIVE)



6.0" Radius, 2.0" Border, White on, Green;  
 Rounded Rectangle 1.9" Radius Yellow;  
 "EXIT", E Mod 2K specified length; "44", E Mod 2K;



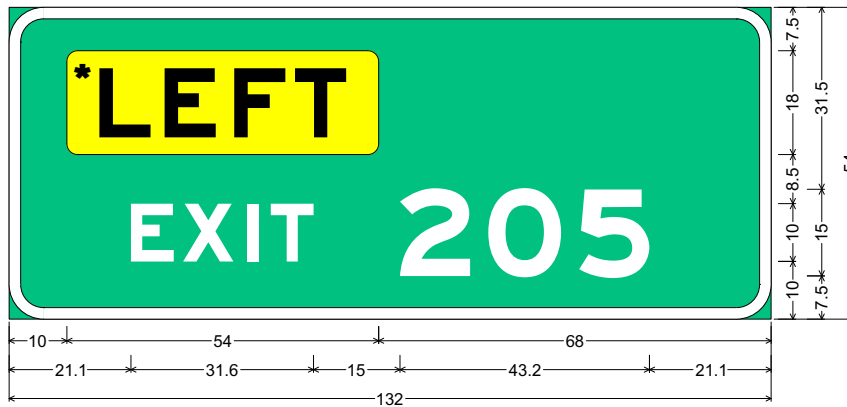
6.0" Radius, 2.0" Border, White on, Green;  
 Rounded Rectangle 1.9" Radius Yellow;  
 "EXIT", E Mod 2K specified length; "52 A", E Mod 2K;

\* For overlay details see Sign E11-2.

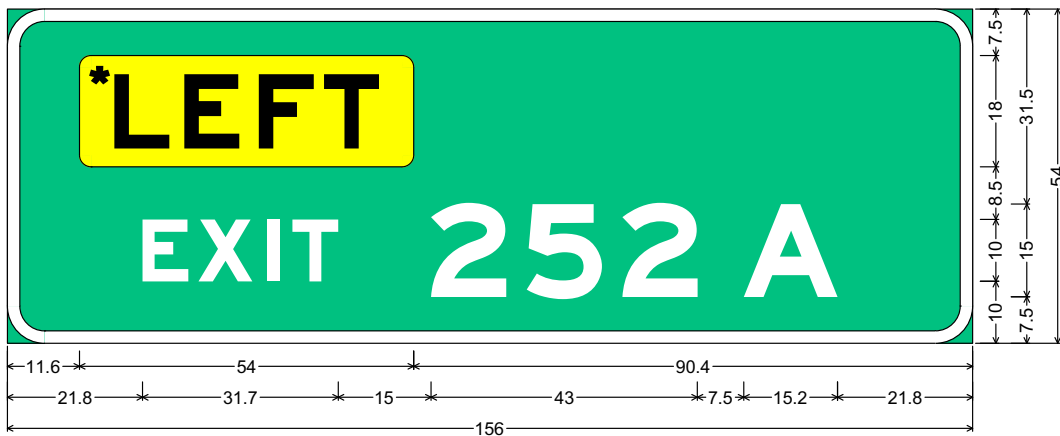
\* 7.5" space between the exit number and the letter A.  
 9" space between the exit number and all other letters (B, C, D).

### E1-5bP Exit Number (Plaque) Two Digits

COLORS:  
 LEGEND, BORDER - WHITE (RETROREFLECTIVE)  
 BACKGROUND - GREEN (RETROREFLECTIVE)



6.0" Radius, 2.0" Border, White on, Green;  
 Rounded Rectangle 1.9" Radius Yellow;  
 "EXIT", E Mod 2K specified length; "205", E Mod 2K;



6.0" Radius, 2.0" Border, White on, Green;  
 Rounded Rectangle 1.9" Radius Yellow;  
 "EXIT", E Mod 2K specified length; "252 A", E Mod 2K;

\* For overlay details see Sign E11-2.

**Notes:**

**7.5" space between the exit number and the letter A.**

**9" space between the exit number and all other letters (B, C, D).**


**E1-5bP**  
**Exit Number (Plaque) Three Digits**

**COLORS:**

LEGEND, BORDER - WHITE (RETROREFLECTIVE)

BACKGROUND - GREEN (RETROREFLECTIVE)



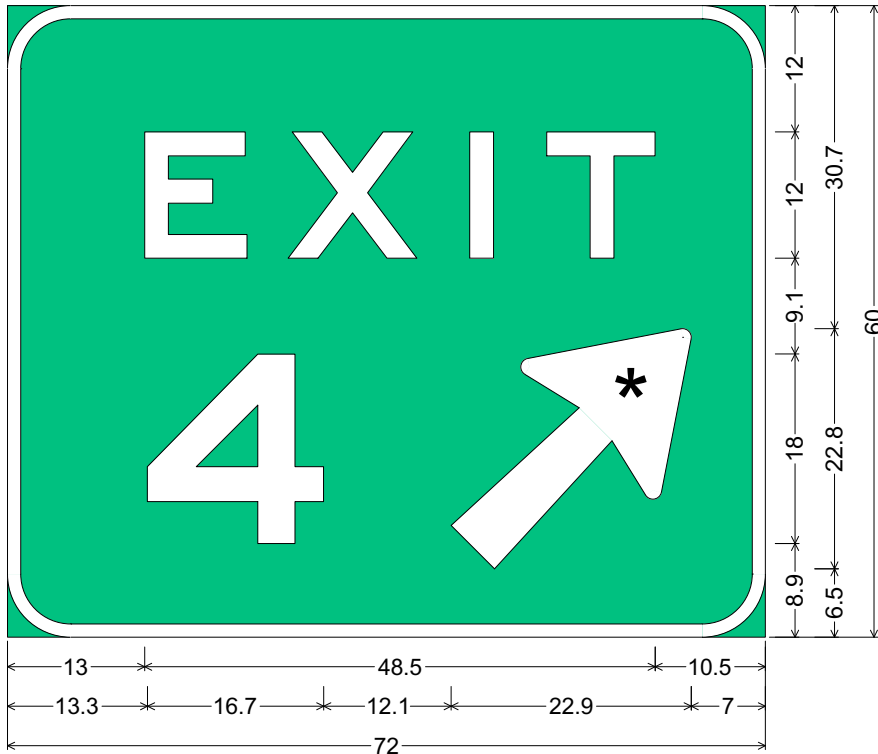


EXIT 45 DEG ARROW;  
 6.0" Radius, 1.3" Border, White on, Green;  
 "EXIT", F 2K specified length; Arrow 16 - 29.0" 45';

\* See FHWA Standard Highway Signs book for arrow design.

### **E5-1 EXIT (with Arrow)**

COLORS:  
 LEGEND, BORDER - WHITE (RETROREFLECTIVE)  
 BACKGROUND - GREEN (RETROREFLECTIVE)

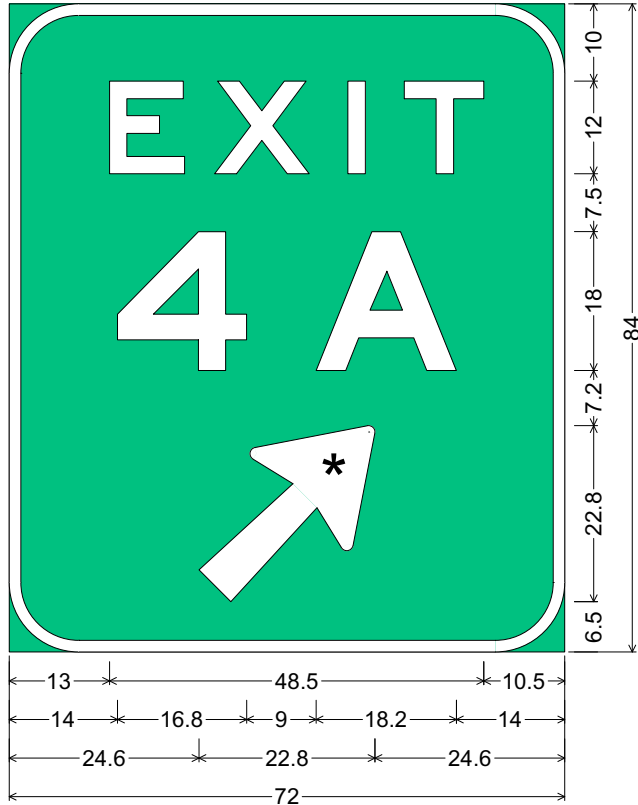


EXIT 4 45 DEG ARROW;  
 6.0" Radius, 1.3" Border, White on, Green;  
 "EXIT", F 2K specified length; "4", E Mod 2K; Arrow 16 - 29.0" 45';

\* See FHWA Standard Highway Signs book for arrow design.

### **E5-1a** **EXIT (with Arrow and Exit Number) One Digit**

COLORS:  
 LEGEND, BORDER - WHITE (RETROREFLECTIVE)  
 BACKGROUND - GREEN (RETROREFLECTIVE)



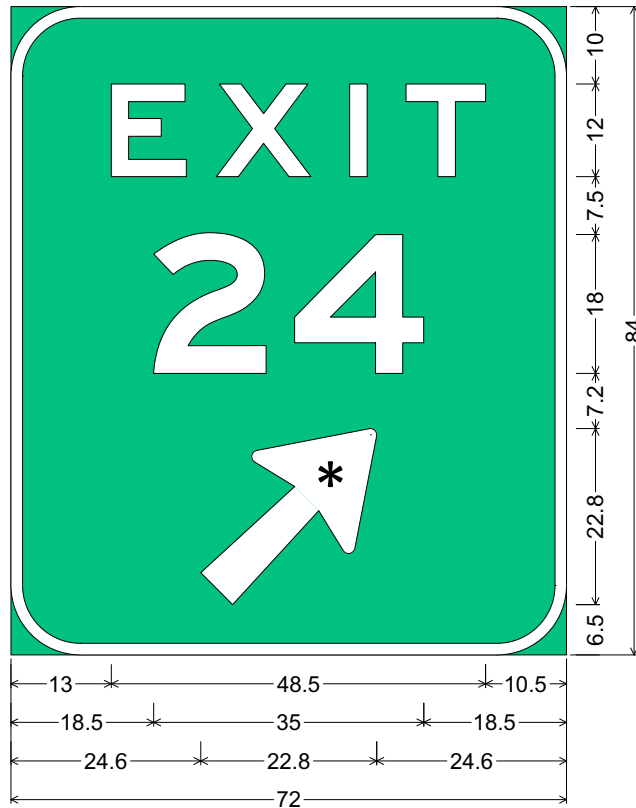
EXIT 4A 45 DEG ARROW;  
 9.0" Radius, 1.5" Border, White on, Green;  
 "EXIT", F 2K specified length; "4 A", E Mod 2K;  
 Arrow 16 - 29.0" 45';

\* See FHWA Standard Highway Signs book for arrow design.

**NOTE: 9" space between the exit number and all other letters (B, C, D).**

### **E5-1aM (old E5-1b)** **EXIT (with Arrow and Exit Number) One Digit One Suffix**

COLORS:  
 LEGEND, BORDER - WHITE (RETROREFLECTIVE)  
 BACKGROUND - GREEN (RETROREFLECTIVE)

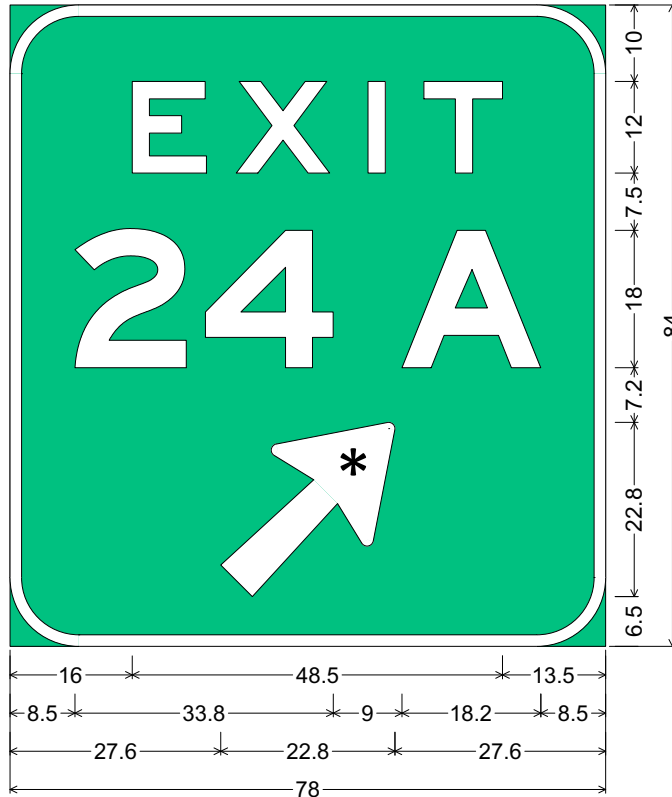


EXIT 44 45 DEG ARROW;  
 9.0" Radius, 1.5" Border, White on, Green;  
 "EXIT", F 2K specified length;  
 "24", E Mod 2K specified length;  
 Arrow 16 - 29.0" 45';

\* See FHWA Standard Highway Signs book for arrow design.

**E5-1aM (old E5-1b)**  
**EXIT (with Arrow and Exit Number) Two Digits**

COLORS:  
 LEGEND, BORDER - WHITE (RETROREFLECTIVE)  
 BACKGROUND - GREEN (RETROREFLECTIVE)



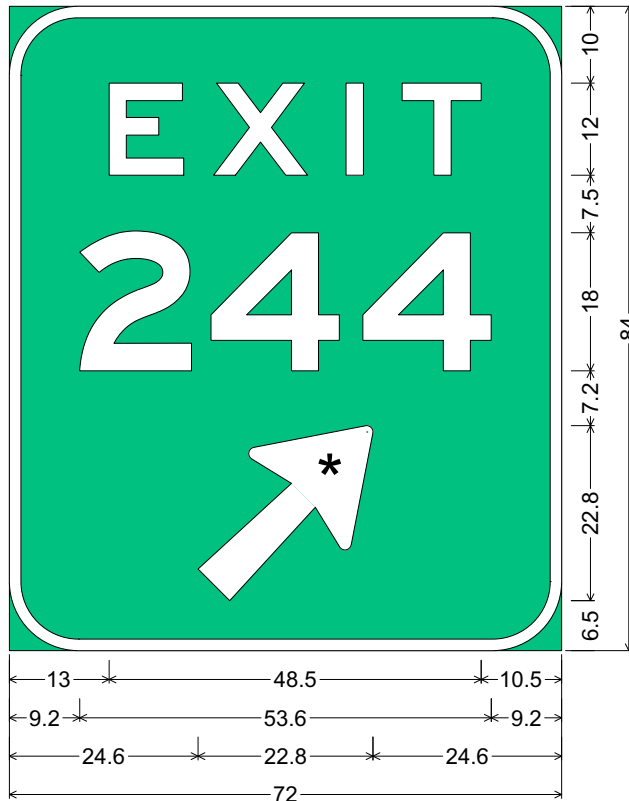
EXIT 24A 45 DEG ARROW;  
 9.0" Radius, 1.5" Border, White on, Green;  
 "EXIT", F 2K specified length; "24 A", E Mod 2K;  
 Arrow 16 - 29.0" 45';

\* See FHWA Standard Highway Signs book for arrow design.

**NOTE: 9" space between the exit number and all other letters (B, C, D).**

### **E5-1aM (old E5-1b)** **EXIT (with Arrow and Exit Number) Two Digits One Suffix**

COLORS:  
 LEGEND, BORDER - WHITE (RETROREFLECTIVE)  
 BACKGROUND - GREEN (RETROREFLECTIVE)

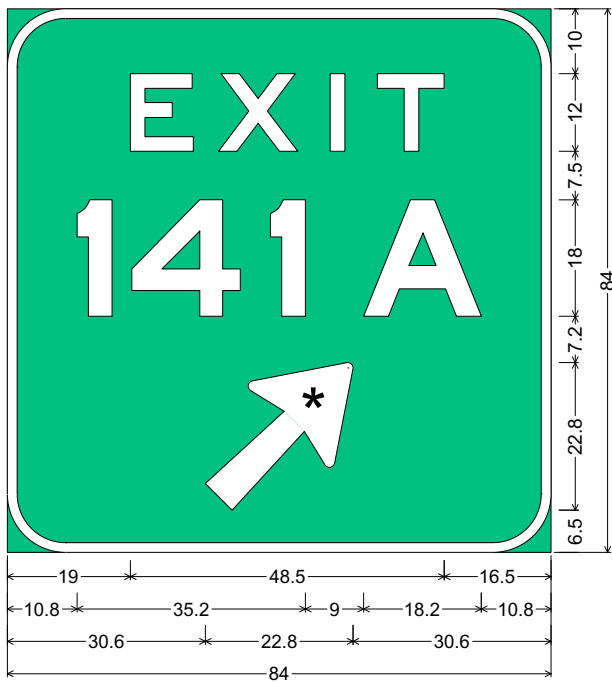


EXIT 244 45 DEG ARROW;  
 9.0" Radius, 1.5" Border, White on, Green;  
 "EXIT", F 2K specified length; "244", E Mod 2K;  
 Arrow 16 - 29.0" 45';

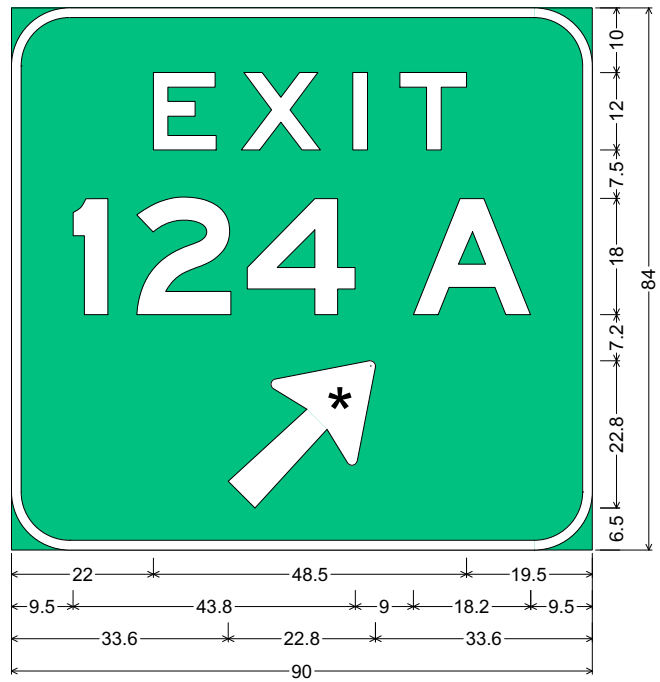
\* See FHWA Standard Highway Signs book for arrow design.

### **E5-1aM (old E5-1b)** **EXIT (with Arrow and Exit Number) Three Digits**

COLORS:  
 LEGEND, BORDER - WHITE (RETROREFLECTIVE)  
 BACKGROUND - GREEN (RETROREFLECTIVE)



EXIT 141A 45 DEG ARROW;  
 9.0" Radius, 1.5" Border, White on, Green;  
 "EXIT", F 2K specified length; "141 A", E Mod 2K;  
 Arrow 16 - 29.0" 45';



EXIT 124A 45 DEG ARROW;  
 9.0" Radius, 1.5" Border, White on, Green;  
 "EXIT", F 2K specified length; "124 A", E Mod 2K;  
 Arrow 16 - 29.0" 45';



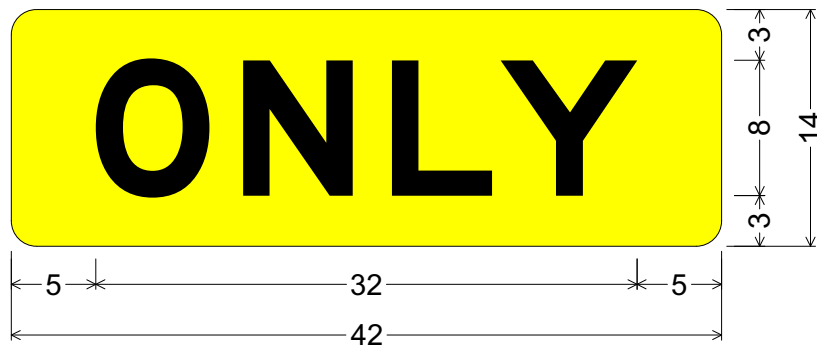
EXIT 244A 45 DEG ARROW;  
 9.0" Radius, 1.5" Border, White on, Green;  
 "EXIT", F 2K specified length; "244 A", E Mod 2K;  
 Arrow 16 - 29.0" 45';

\* See FHWA Standard Highway Signs book for arrow design.

**NOTE: 9" space between the exit number and all other letters (B, C, D).**

### E5-1aM (old E5-1b) EXIT (with Arrow and Exit Number) Three Digits One Suffix

COLORS:  
 LEGEND, BORDER - WHITE (RETROREFLECTIVE)  
 BACKGROUND - GREEN (RETROREFLECTIVE)



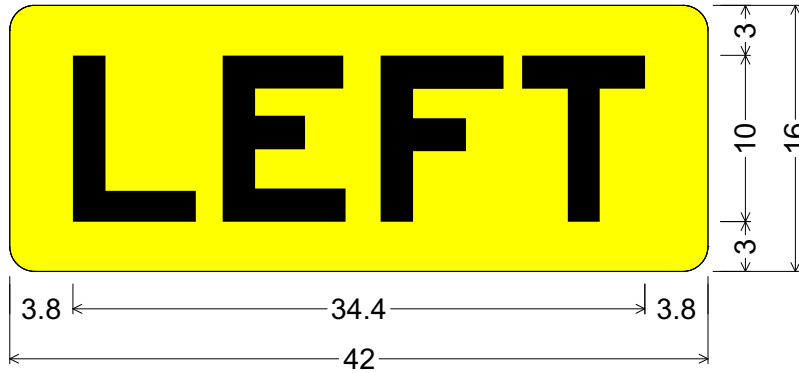
ONLY;  
 1.5" Radius, 0.0" Border, Black on, Yellow;  
 "ONLY", E Mod 2K specified length;

\* Use federal design for size 66 x 18.

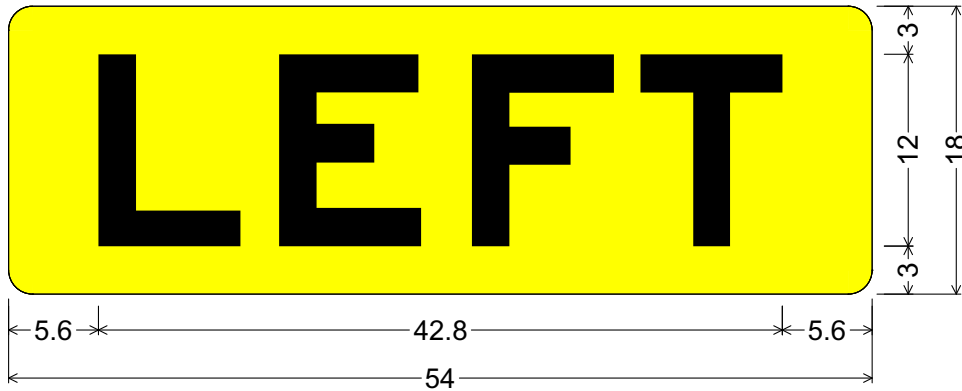
**E11-1b**  
**ONLY (Overlay)**

COLORS:  
 LEGEND - BLACK  
 BACKGROUND - YELLOW (RETROREFLECTIVE)





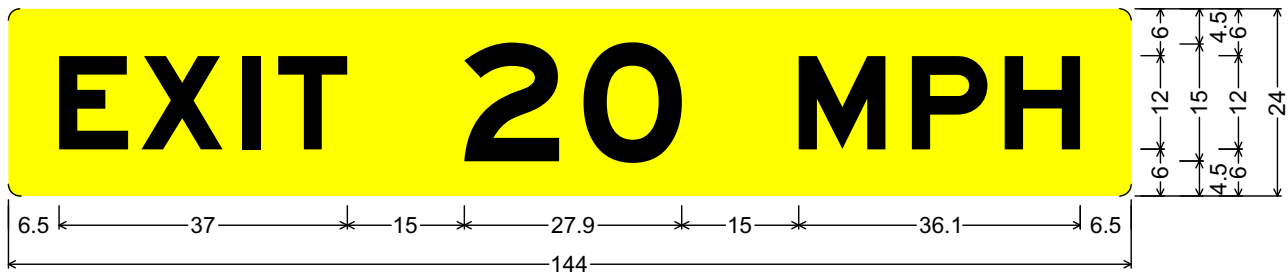
E11-2\_42X16;  
 1.5" Radius, 0.0" Border, Black on Yellow;  
 "LEFT" Black, E Mod 2K;



E11-2\_54x18;  
 1.5" Radius, 0.0" Border, White on, Yellow;  
 "LEFT" Black, E Mod 2K specified length;

## E11-2 LEFT (Overlay)

COLORS:	
LEGEND	- BLACK
BACKGROUND	- YELLOW (RETROREFLECTIVE)



E13-2;  
 1.5" Radius, No border, None on, Yellow;  
 "EXIT 20 MPH" Black, E Mod 2K;

**E13-2**  
**EXIT 20 MPH (Overlay)**

COLORS:  
 LEGEND - BLACK  
 BACKGROUND - YELLOW (RETROREFLECTIVE)