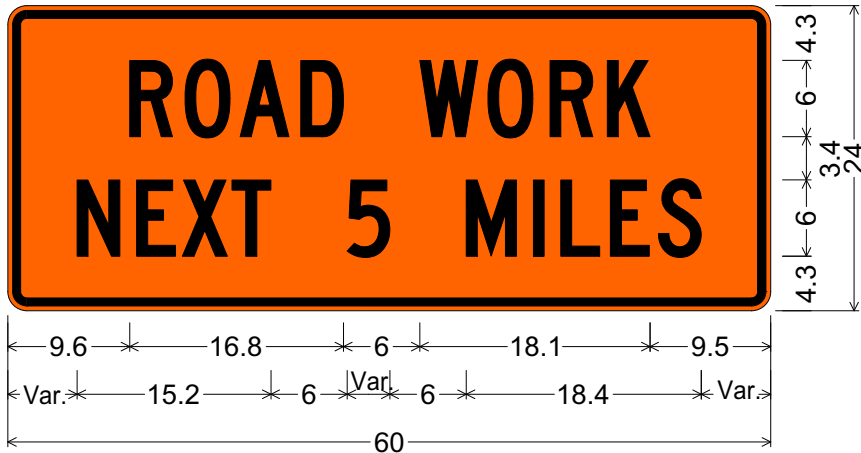


MnDOT Standard Signs and Markings Manual

G Series: Construction Information

	Sign Code	Page
ROAD WORK NEXT X MILES	G20-1.....	1
END ROAD WORK	G20-2 (old G20-2a).....	2
Advanced Long Term Notice.....	G20-X1.....	3
Work Zone Location Advance Notice.....	G20-X2.....	4
WORK ENDS ____ (Plaque).....	G20-X3P (old G20-X3)	5
Construction Zone Business Signing.....	G20-X4.....	6
Contractor Identification Signing.....	G20-X5.....	7
Contractor Identification Signing.....	G20-X5b.....	8
BUSINESS ACCESS (with Arrow).....	G20-X6 (R or L)	9
BUSINESS ACCESS (with Arrow).....	G20-X6 (T)	10
Construction EXIT (with Arrow).....	G20-X7.....	11
Exit Number (Plaque)	G20-X7P.....	12
Generic Construction Business Signing	G20-X8.....	13
TURN LANE (with Arrow) Construction	G20-X9.....	14
USE BOTH (ALL) LANES DURING BACKUPS	G20-X10.....	15
TAKE TURNS AT MERGE (Plaque).....	G20-X11P (old G20-X11)	16
TAKE TURNS (Plaque)	G20-X12P (old G20-X12)	17
RAMP (TRAIL, BRIDGE, ROAD, STREET) CLOSED Advance Notice ...	G20-X15 (1 of 5)	18
RAMP (TRAIL, BRIDGE, ROAD, STREET) CLOSED Advance Notice ...	G20-X15 (2 of 5)	19
RAMP (TRAIL, BRIDGE, ROAD, STREET) CLOSED Advance Notice ...	G20-X15 (3 of 5)	20
RAMP (TRAIL, BRIDGE, ROAD, STREET) CLOSED Advance Notice ...	G20-X15 (4 of 5)	21
RAMP (TRAIL, BRIDGE, ROAD, STREET) CLOSED Advance Notice ...	G20-X15 (5 of 5)	22
DO NOT FOLLOW INTO WORK AREA	G20-X16.....	23
STOPPED OR SLOW TRAFFIC WHEN FLASHING	G20-X17.....	24
TURNING TRAFFIC FOLLOW PILOT CAR	G20-X18.....	25
UP TO XX MIN WAIT (Plaque)	G20-X18P.....	26
EMERGENCY PULL OFF SITE 1.....	G20-X19.....	27
2 HOUR LIMIT (Plaque).....	G20-X19P.....	28
EMERGENCY PULL OFF (with Arrow).....	G20-X20.....	29
EMERGENCY PULL OFF 1/2 MILE.....	G20-X21.....	30



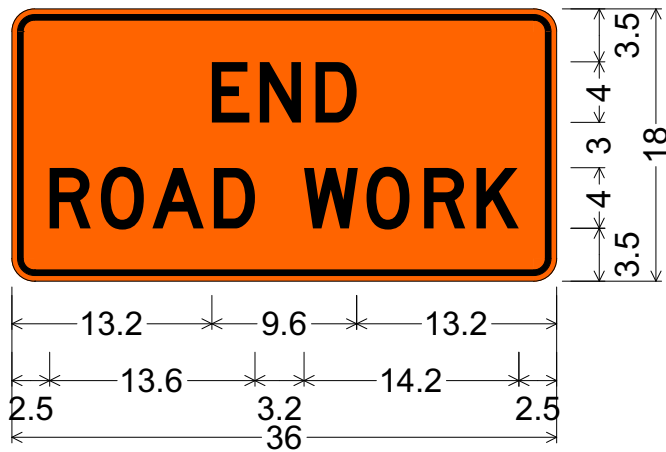
ROAD WORK NEXT 5 MILES;
 1.5" Radius, 0.6" Border, 0.4" Indent, Black on Orange;
 "ROAD", C 2K specified length;
 "WORK", C 2K specified length;
 "NEXT 5 MILES", C 2K;



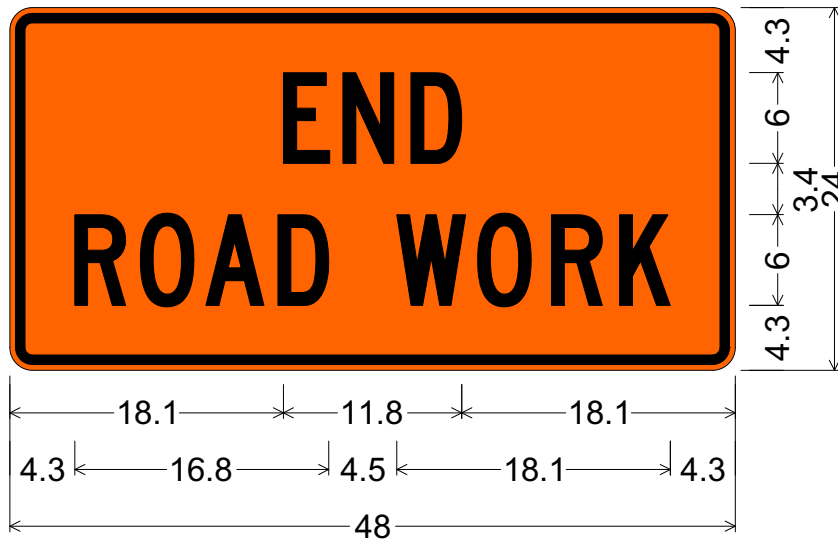
ROAD WORK NEXT 5 MILES;
 2.3" Radius, 0.9" Border, 0.6" Indent, Black on Orange;
 "ROAD", C 2K specified length; "WORK", C 2K specified length;
 "NEXT 5 MILES", C 2K specified length;

G20-1 ROAD WORK NEXT X MILES

COLORS:
 LEGEND, BORDER - BLACK
 BACKGROUND - ORANGE (RETROREFLECTIVE)



END ROAD WORK;
 1.5" Radius, 0.4" Border, 0.4" Indent, Black on Orange;
 "END", D 2K;
 "ROAD WORK", D 2K specified length;



END ROAD WORK;
 1.5" Radius, 0.6" Border, 0.4" Indent, Black on Orange;
 "END", C 2K specified length;
 "ROAD", C 2K specified length;
 "WORK", C 2K specified length;

G20-2 (old G20-2a)
END ROAD WORK

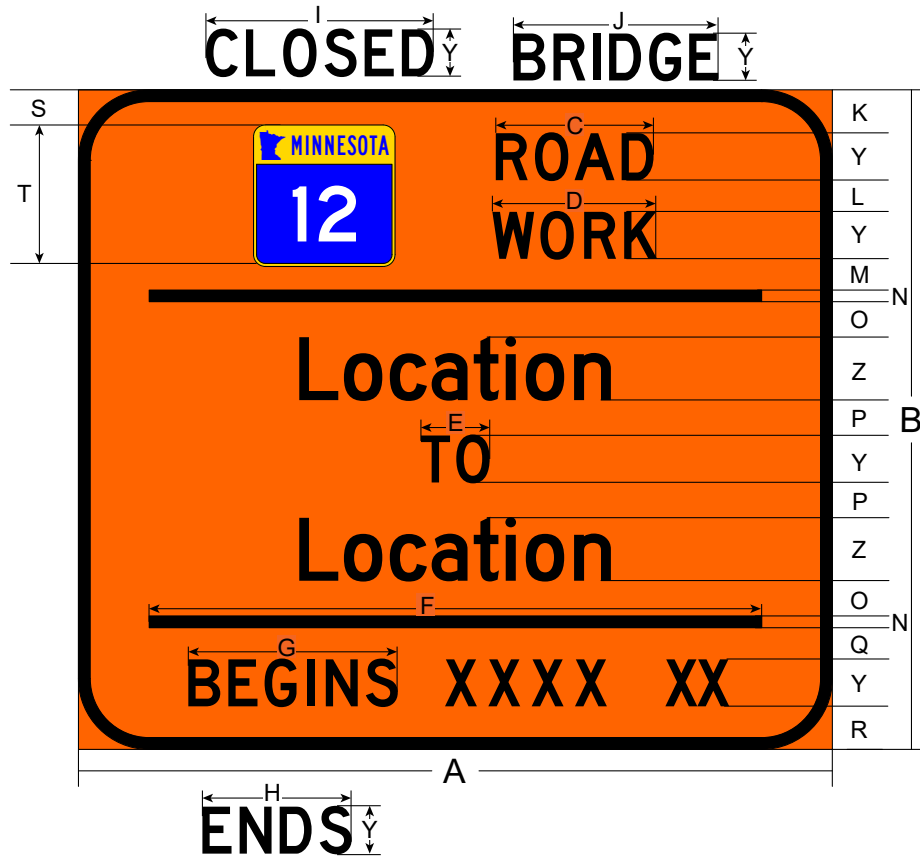
COLORS:
 LEGEND, BORDER - BLACK
 BACKGROUND - ORANGE (RETROREFLECTIVE)



A	B	C	D	E	F	G	H	I	J	K	L	Z
36	30	6.9	9.8	13.6	3.25	2.5	13.3	6.9	9	9	7.1	4D
54	48	10.3	14.7	20.3	6	4	19.9	10.4	13.5	13.5	10.6	6D
72	60	13.7	19.6	27.2	6.5	5	26.6	13.8	18	18	14.2	8D
90	78	17.2	24.5	33.8	8.5	7	33.2	17.3	22.5	22.5	17.7	10D

G20-X1
Advanced Long Term Notice

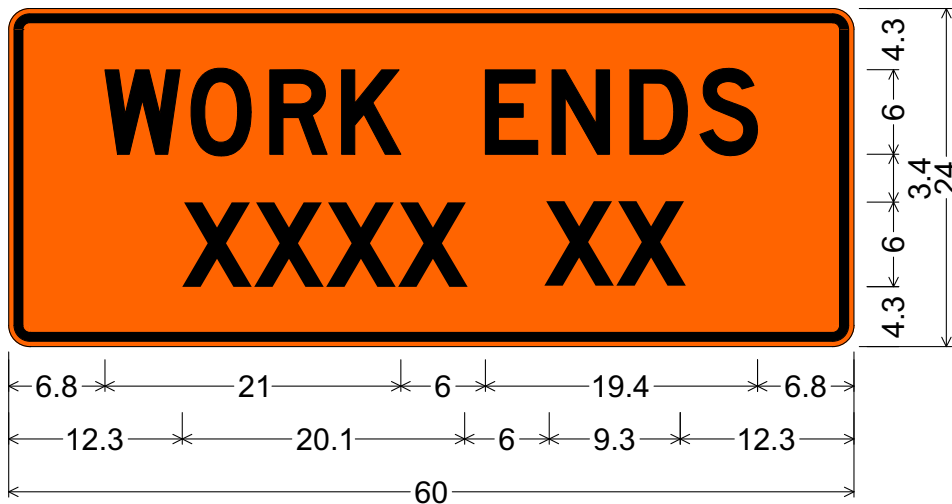
COLORS:
 LEGEND, BORDER - BLACK
 BACKGROUND - ORANGE (RETROREFLECTIVE)



A	B	C	D	E	F	G	H	I	J	K	L	M	N	O	P	Q	R	S	T	Y	Z
66	60	15.5	16.1	6.8	54	20.6	14.6	22.2	20.6	3.25	3	2	1.25	3.5	3.5	2	3.25	3.25	12	4D	6D
96	84	20.7	21.6	9	78	27.5	19.4	29.5	27.5	5.5	4	4	1.5	4.5	4.5	4	5.5	4.5	18	6D	8-6D
132	108	27.6	28.8	12	108	36.6	25.9	39.5	36.6	7	5	5	2	5.7	5.6	4.5	6.5	5.5	24	8D	10.67-8D
168	132	34.5	35.9	15	144	45.8	32.4	49.2	45.8	8	5	6	2	7.1	7.1	6	8	8.5	24	10.67-8D	13.33-10D

G20-X2
Work Zone Location Advance Notice

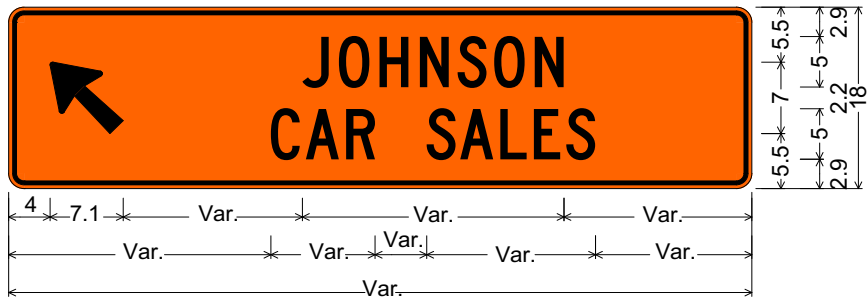
COLORS:
 LEGEND, BORDER - BLACK
 BACKGROUND - ORANGE (RETROREFLECTIVE)



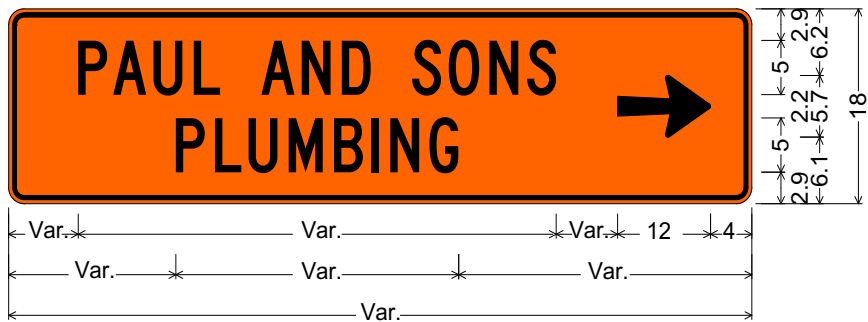
WORK ENDS JUNE 24;
 1.5" Radius, 0.6" Border, 0.4" Indent, Black on Orange;
 "WORK ENDS", D 2K; "JUNE 24", D 2K;

G20-X3P (old G20-X3)
WORK ENDS ____ (Plaque)

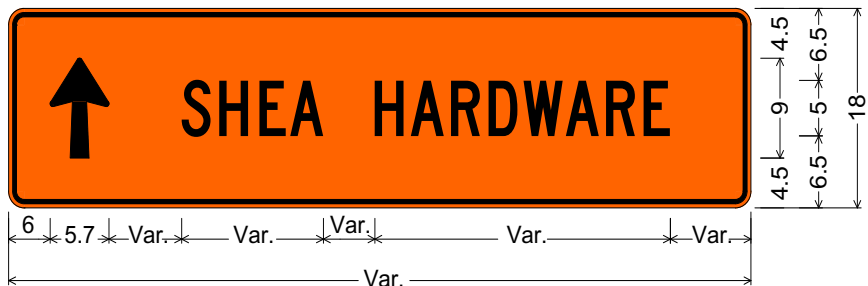
COLORS:
 LEGEND, BORDER - BLACK
 BACKGROUND - ORANGE (RETROREFLECTIVE)



LT ARROW JOHNSON CAR SALES;
 1.5" Radius, 0.4" Border, 0.4" Indent, Black on, Orange;
 Arrow 11 - 9.0" 135°; "JOHNSON", C 2K; "CAR SALES", C 2K;



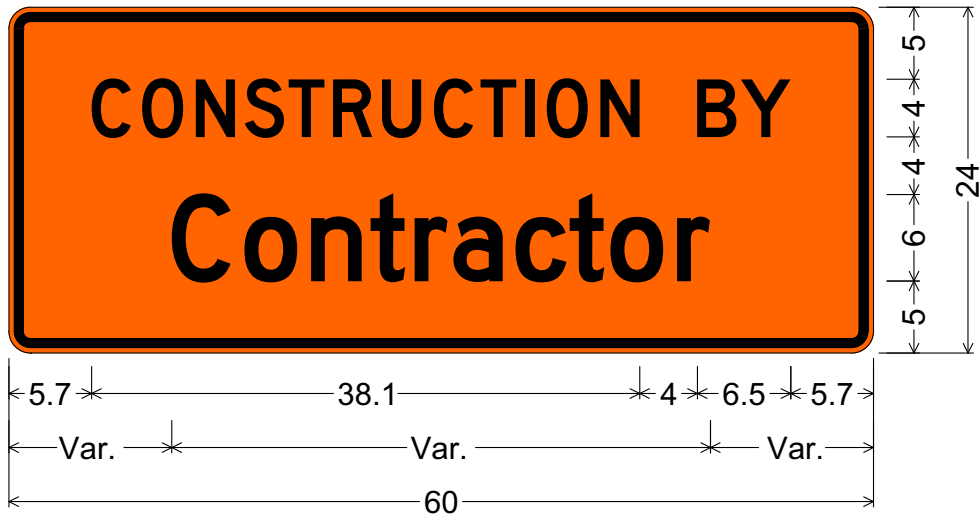
PAUL AND SONS PLUMBING RT ARROW;
 1.5" Radius, 0.4" Border, 0.4" Indent, Black on Orange;
 "PAUL AND SONS", C 2K; "PLUMBING", C 2K; Arrow 11 - 9.0" 0°;



UP ARROW SHEA HARDWARE ;
 1.5" Radius, 0.4" Border, 0.4" Indent, Black on Orange;
 Arrow 11 - 9.0" 90°; "SHEA HARDWARE", C 2K;

G20-X4 Construction Zone Business Signing

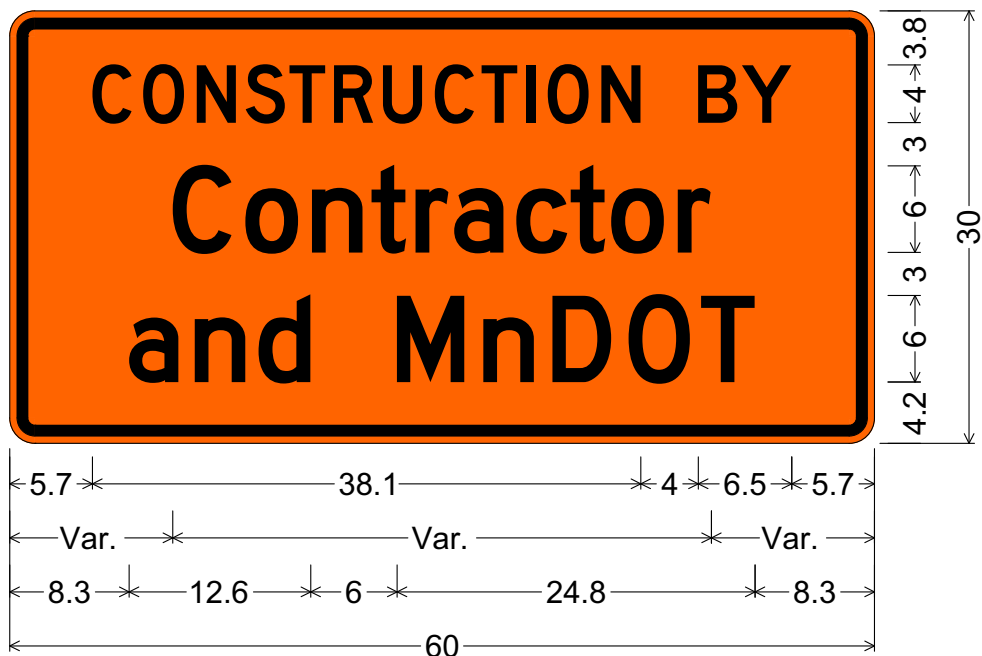
COLORS:
 LEGEND, BORDER - BLACK
 BACKGROUND - ORANGE (RETROREFLECTIVE)



CONSTRUCTION BY CONTRACTOR;
 1.5" Radius, 0.6" Border, 0.4" Indent, Black on, Orange;
 "CONSTRUCTION BY", D 2K; "Contractor", D 2K;

G20-X5
Contractor Identification Signing

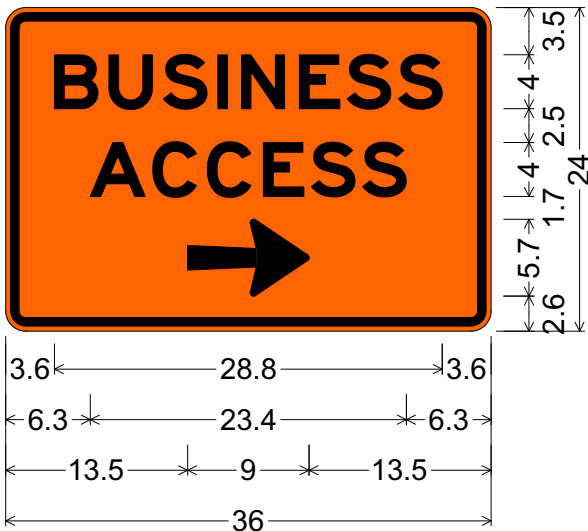
COLORS:
 LEGEND, BORDER - BLACK
 BACKGROUND - ORANGE (RETROREFLECTIVE)



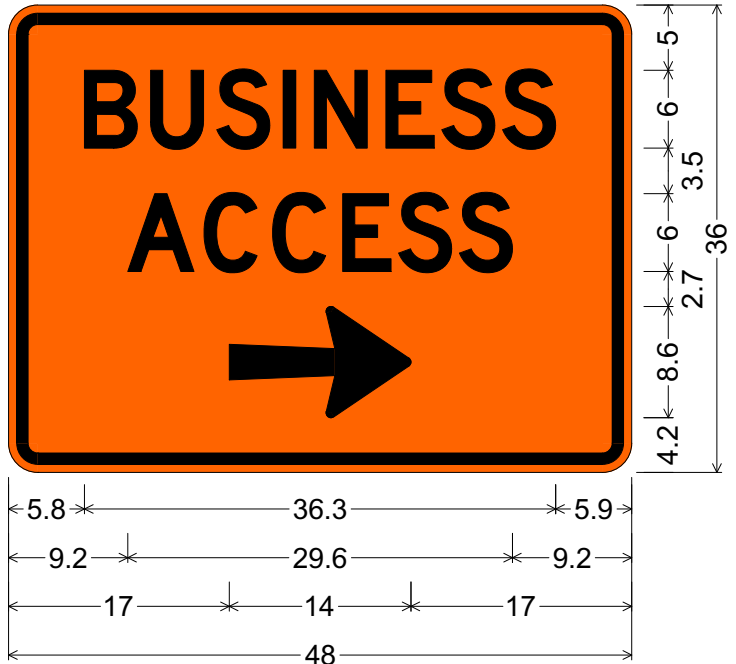
CONSTRUCTION BY CONTRACTOR AND MNDOT;
 1.8" Radius, 0.8" Border, 0.5" Indent, Black on Orange;
 "CONSTRUCTION BY", D 2K; "Contractor", D 2K;
 "and MnDOT", D 2K;

G20-X5b Contractor Identification Signing

COLORS:
 LEGEND, BORDER - BLACK
 BACKGROUND - ORANGE (RETROREFLECTIVE)



BUSINESS ACCESS RT ARROW;
 1.5" Radius, 0.6" Border, 0.4" Indent,
 Black on Orange; "BUSINESS", E 2K;
 "ACCESS", E 2K; Arrow 11 - 9.0" 0'



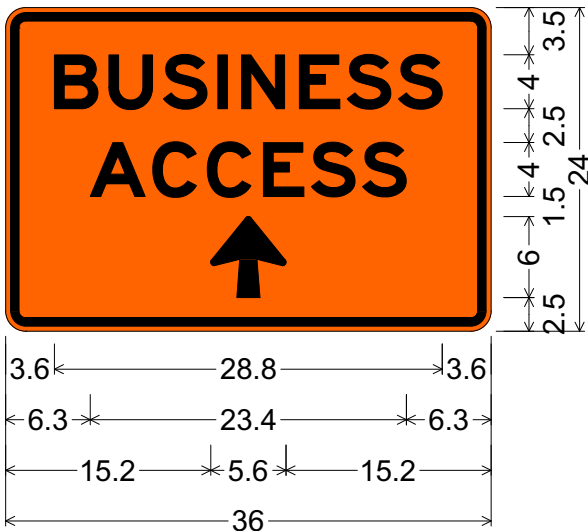
BUSINESS ACCESS RT ARROW;
 2.3" Radius, 0.9" Border, 0.6" Indent, Black on Orange;
 "BUSINESS", D 2K; "ACCESS", D 2K;
 Arrow 13 - 14.0" 0';



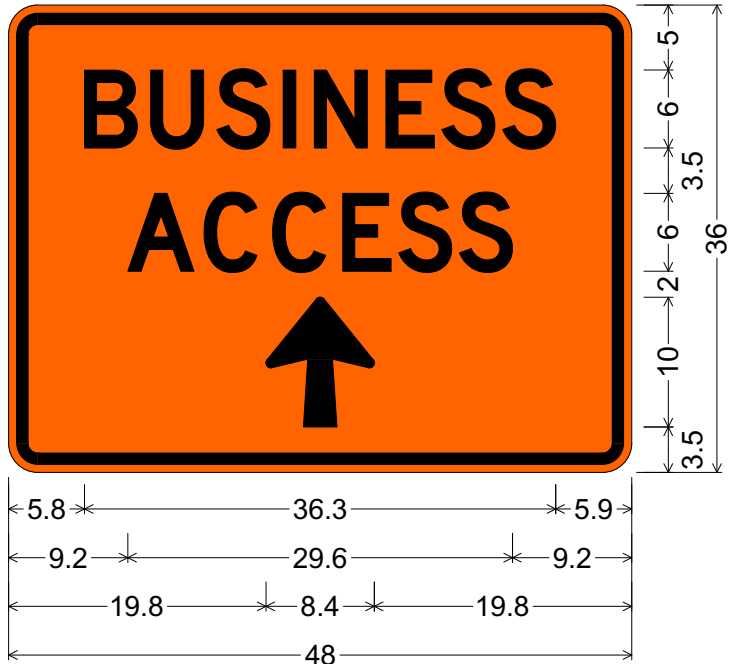
BUSINESS ACCESS RT ARROW;
 3.0" Radius, 1.3" Border, 0.8" Indent, Black on Orange;
 "BUSINESS", D 2K; "ACCESS", D 2K; Arrow 14 - 18.0" 0';

G20-X6 (R or L)
BUSINESS ACCESS (with Arrow)

COLORS:
 LEGEND, BORDER - BLACK
 BACKGROUND - ORANGE (RETROREFLECTIVE)



BUSINESS ACCESS UP ARROW;
 1.5" Radius, 0.6" Border, 0.4" Indent,
 Black on Orange; "BUSINESS", E 2K;
 "ACCESS", E 2K; Arrow 1 - 6.0" 90';




BUSINESS ACCESS UP ARROW;
 2.3" Radius, 0.9" Border, 0.6" Indent, Black on Orange;
 "BUSINESS", D 2K; "ACCESS", D 2K;
 Arrow 3 - 10.0" 90';



BUSINESS ACCESS UP ARROW;
 3.0" Radius, 1.3" Border, 0.8" Indent, Black on Orange;
 "BUSINESS", D 2K; "ACCESS", D 2K; Arrow 5 - 13.0" 90';

G20-X6 (T)
BUSINESS ACCESS (with Arrow)

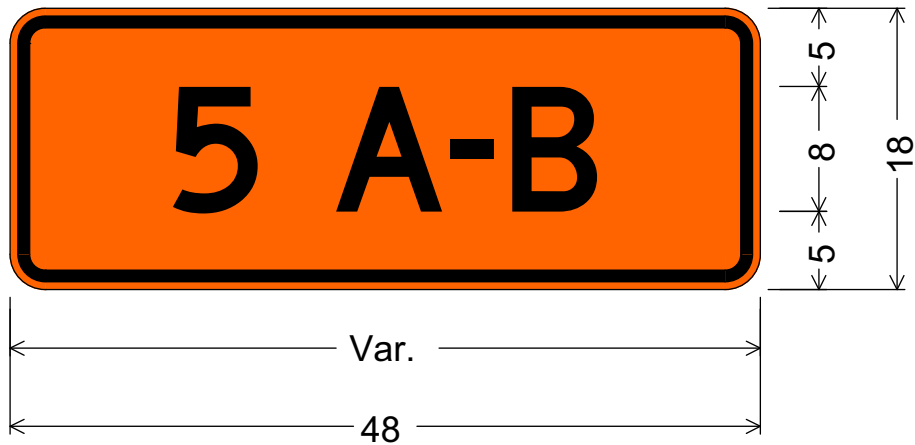
COLORS:
 LEGEND, BORDER - BLACK
 BACKGROUND - ORANGE (RETROREFLECTIVE)



EXIT 60 DEG ARROW;
 3.0" Radius, 1.3" Border, 0.8" Indent, Black on Orange;
 "EXIT", E Mod 2K; Arrow 15 - 24.0" 60';

G20-X7
Construction EXIT (with Arrow)

COLORS:
 LEGEND, BORDER - BLACK
 BACKGROUND - ORANGE (RETROREFLECTIVE)



G20-X7P_48x18;

2.3" Radius, 0.8" Border, 0.5" Indent, Black on Orange;

"5 A-B", D 2K;

* Use with G20-X7

G20-X7P
Exit Number (Plaque)

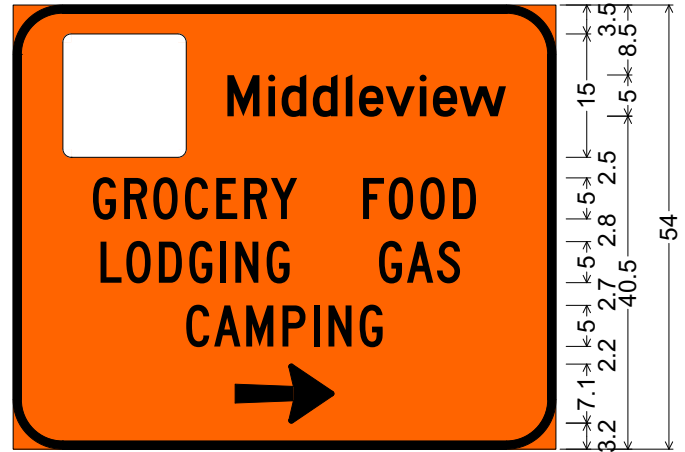
COLORS:

LEGEND, BORDER - BLACK

BACKGROUND - ORANGE (RETROREFLECTIVE)



G20-X8;
 6.0" Radius, 1.0" Border, Black on, Orange;
 "Newtown City", D 2K; "GROCERY", C 2K;
 "LODGING", C 2K; Arrow 13 - 14.0" 180°;



G20-X8;
 6.0" Radius, 1.0" Border, Black on, Orange;
 Rounded Rectangle 1.0" Radius White;
 "Middleview", D 2K; "GROCERY", C 2K;
 "FOOD", C 2K; "LODGING", C 2K;
 "GAS", C 2K; "CAMPING", C 2K;
 Arrow 12 - 12.0" 0°;

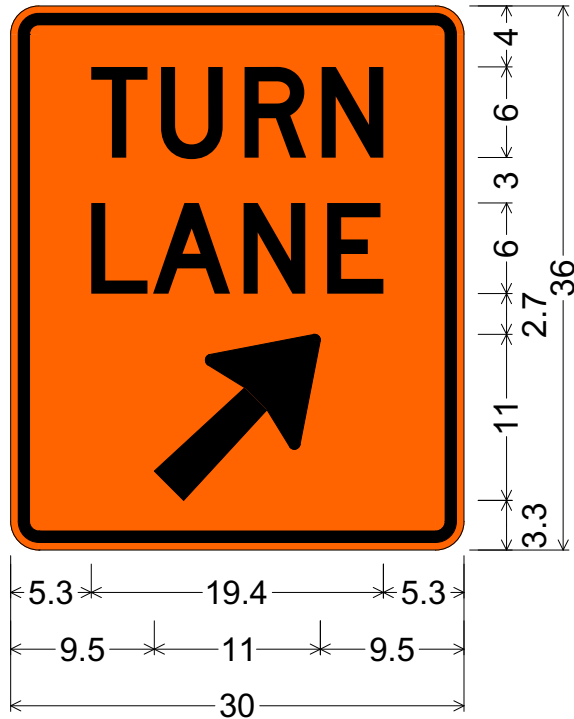


G20-X8;
 6.0" Radius, 1.3" Border, Black on, Orange;
 "Newtown City", D 2K; "GROCERY", C 2K;
 Arrow 5 - 13.0" 90°;

*** See TEM Section 8-6.02.02B for sign size, roadway designation and design.**

G20-X8 Generic Construction Business Signing

COLORS:
 LEGEND, BORDER - BLACK
 BACKGROUND - ORANGE (RETROREFLECTIVE)

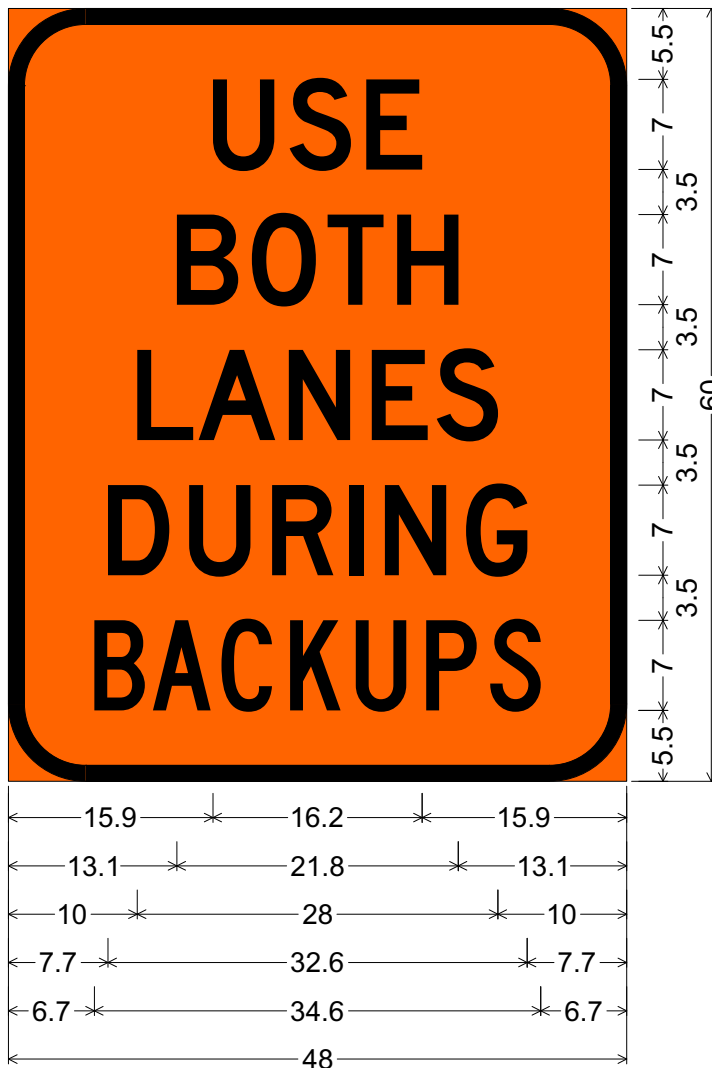


TURN LANE 45 DEG ARROW;
 1.9" Radius, 0.8" Border, 0.5" Indent, Black on Orange;
 "TURN", D 2K;
 "LANE", D 2K;
 Arrow 13 - 14.0" 45';

* Right is shown

G20-X9 **TURN LANE (with Arrow) Construction**

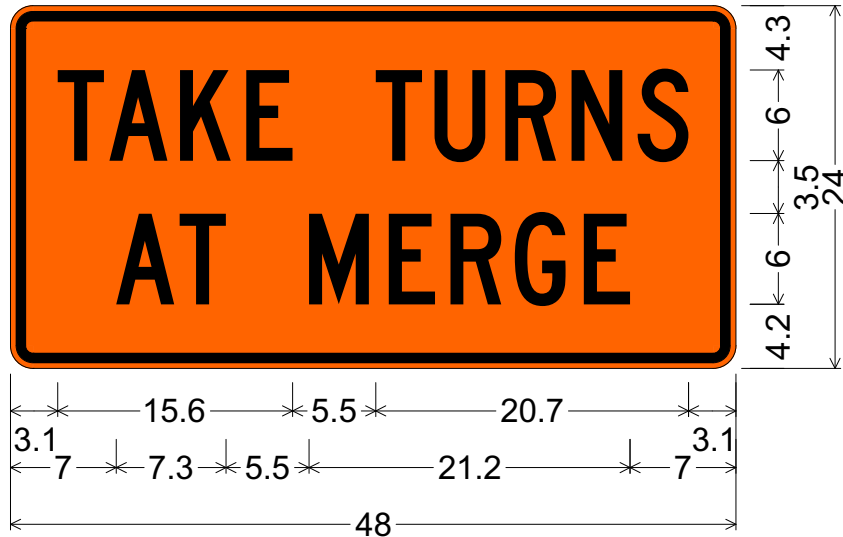
COLORS:
 LEGEND, BORDER - BLACK
 BACKGROUND - ORANGE (RETROREFLECTIVE)



USE BOTH LANES DURING BACKUPS;
 6.0" Radius, 1.3" Border, Black on Orange;
 "USE", D 2K; "BOTH", D 2K;
 "LANES", D 2K; "DURING", D 2K;
 "BACKUPS", C 2K;

G20-X10
USE BOTH (ALL) LANES DURING BACKUPS

COLORS:
 LEGEND, BORDER - BLACK
 BACKGROUND - ORANGE (RETROREFLECTIVE)



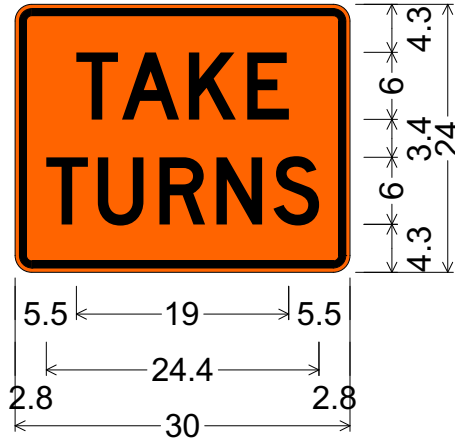
TAKE TURNS AT MERGE;
 1.5" Radius, 0.6" Border, 0.4" Indent, Black on Orange;
 "TAKE TURNS", C 2K; "AT MERGE", C 2K;



TAKE TURNS AT MERGE;
 2.3" Radius, 0.9" Border, 0.6" Indent, Black on Orange;
 "TAKE TURNS", D 2K; "AT MERGE", D 2K;

G20-X11P (old G20-X11)
TAKE TURNS AT MERGE (Plaque)

COLORS:
 LEGEND, BORDER - BLACK
 BACKGROUND - ORANGE (RETROREFLECTIVE)

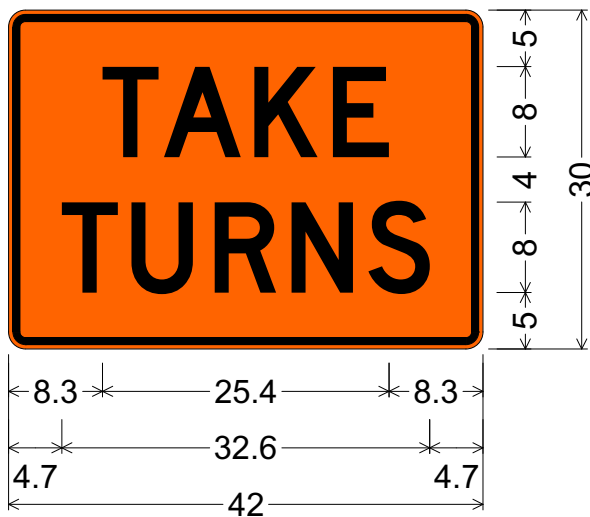


G20-X12P_30x24;

1.5" Radius, 0.6" Border, 0.4" Indent, Black on, Orange;

"TAKE", D 2K;

"TURNS", D 2K;



G20-X12P_42x30;

1.5" Radius, 0.6" Border, 0.4" Indent, Black on, Orange;

"TAKE", D 2K;

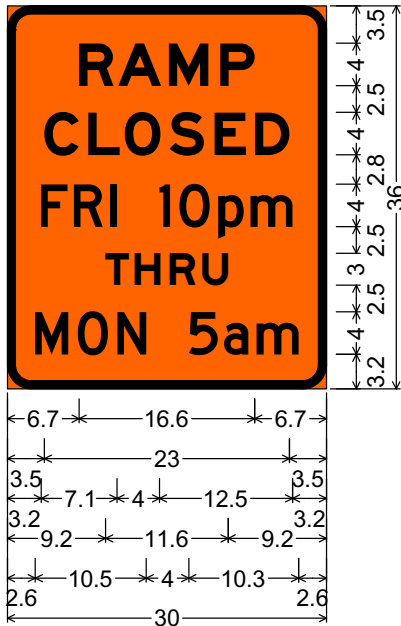
"TURNS", D 2K;

G20-X12P (old G20-X12)
TAKE TURNS (Plaque)

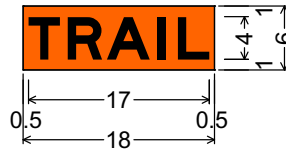
COLORS:

LEGEND, BORDER - BLACK

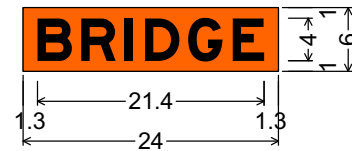
BACKGROUND - ORANGE (RETROREFLECTIVE)



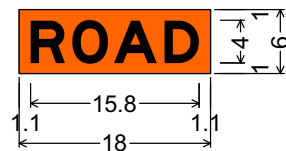
RAMP CLOSED FRI 10PM THRU MON 5AM;
 2.3" Radius, 0.8" Border, Black on, Orange;
 "RAMP", E Mod 2K;
 "CLOSED", E Mod 2K;
 "FRI 10pm", D 2K;
 "THRU", E Mod 2K;
 "MON 5am", D 2K;



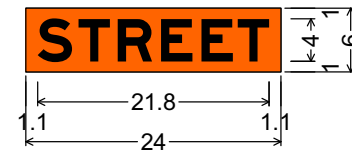
TRAIL;
 0.0" Radius, 0.0" Border, Black on, Orange;
 "TRAIL", E Mod 2K;



BRIDGE;
 0.0" Radius, 0.0" Border, Orange on, Orange;
 "BRIDGE" Black, E Mod 2K;



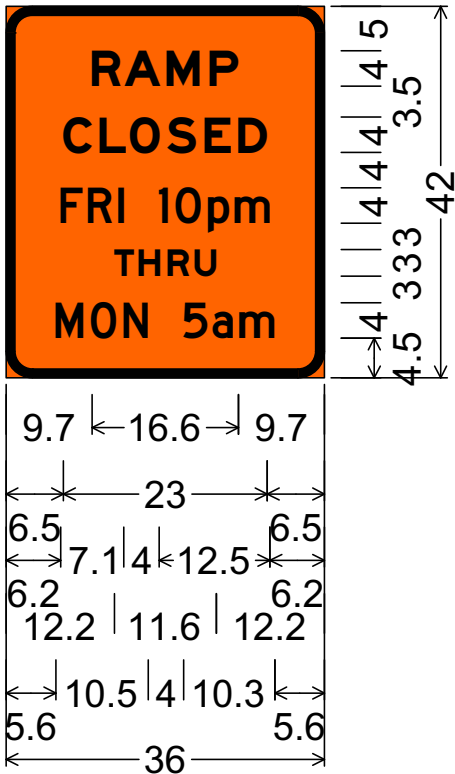
ROAD;
 0.0" Radius, 0.0" Border, Orange on, Orange;
 "ROAD" Black, E Mod 2K;



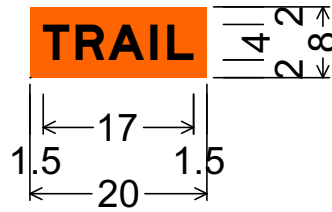
STREET;
 0.0" Radius, 0.0" Border, Orange on, Orange;
 "STREET" Black, E Mod 2K;

G20-X15 (1 of 5) RAMP (TRAIL, BRIDGE, ROAD, STREET) CLOSED Advance Notice

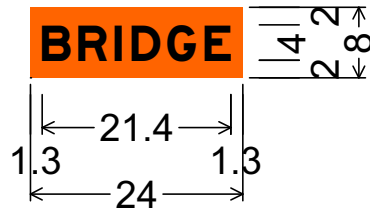
COLORS:
 LEGEND, BORDER - BLACK
 BACKGROUND - ORANGE (RETROREFLECTIVE)



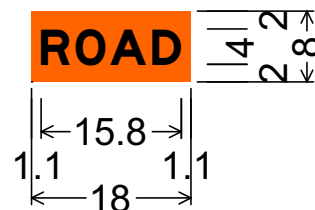
G20-X15_36x42;
 3.0" Radius, 1.0" Border,
 Black on Orange;
 "RAMP", E Mod 2K;
 "CLOSED", E Mod 2K;
 "FRI 10pm", D 2K;
 "THRU", E Mod 2K;
 "MON 5am", D 2K;



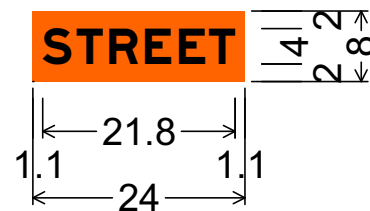
No border, White on, Orange;
 "TRAIL" Black, E Mod 2K;



No border, White on, Orange;
 "BRIDGE" Black, E Mod 2K;



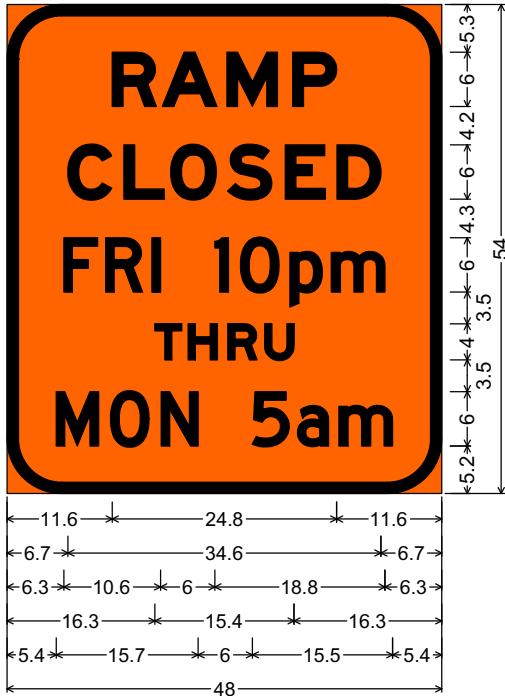
No border, White on, Orange;
 "ROAD" Black, E Mod 2K;



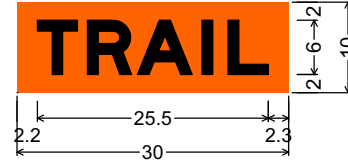
No border, White on, Orange;
 "STREET" Black, E Mod 2K;

**G20-X15 (2 of 3)
 RAMP (TRAIL, BRIDGE, ROAD, STREET) CLOSED Advance Notice**

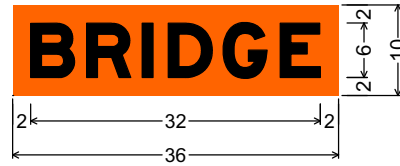
COLORS:
 LEGEND, BORDER - BLACK
 BACKGROUND - ORANGE (RETROREFLECTIVE)



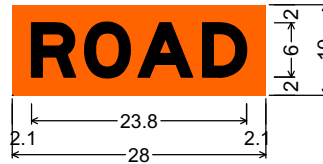
RAMP CLOSED FRI 10PM THRU MON 5AM;
 6.0" Radius, 1.3" Border, Black on, Orange;
 "RAMP", E Mod 2K; "CLOSED", E Mod 2K;
 "FRI 10pm", D 2K; "THRU", E Mod 2K;
 "MON 5am", D 2K;



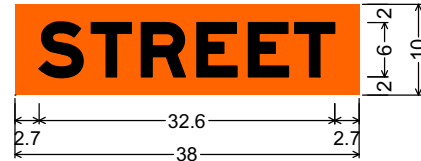
TRAIL;
 No border, Black on, Orange;
 "TRAIL", E Mod 2K;



BRIDGE;
 No border, Black on, Orange;
 "BRIDGE", E Mod 2K;



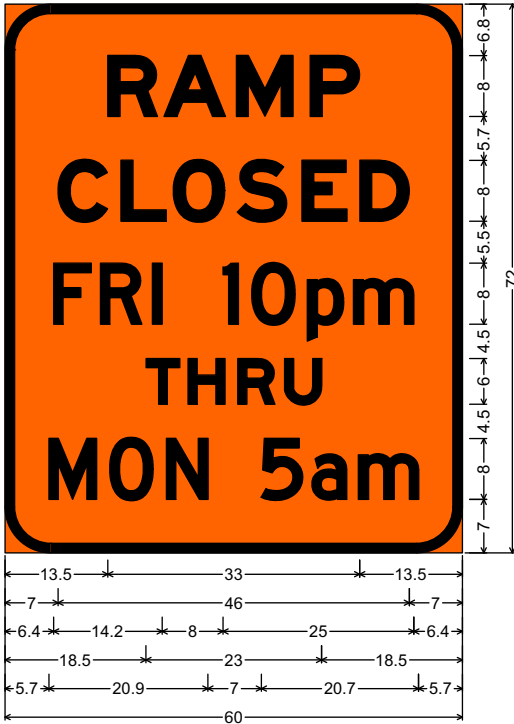
ROAD;
 No border, Black on, Orange;
 "ROAD", E Mod 2K;



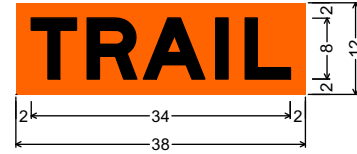
STREET;
 No border, Black on, Orange;
 "STREET", E Mod 2K;

G20-X15 (3 of 5) RAMP (TRAIL, BRIDGE, ROAD, STREET) CLOSED Advance Notice

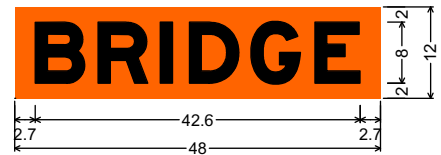
COLORS:
 LEGEND, BORDER - BLACK
 BACKGROUND - ORANGE (RETROREFLECTIVE)



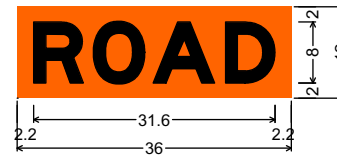
RAMP CLOSED FRI 10PM THRU MON 5AM;
 6.0" Radius, 1.3" Border, Black on, Orange;
 "RAMP", E Mod 2K; "CLOSED", E Mod 2K;
 "FRI 10pm", D 2K; "THRU", E Mod 2K;
 "MON 5am", D 2K;



TRAIL;
 No border, Black on, Orange;
 "TRAIL", E Mod 2K;



BRIDGE;
 No border, Black on, Orange;
 "BRIDGE", E Mod 2K;



ROAD;
 No border, Black on, Orange;
 "ROAD", E Mod 2K;

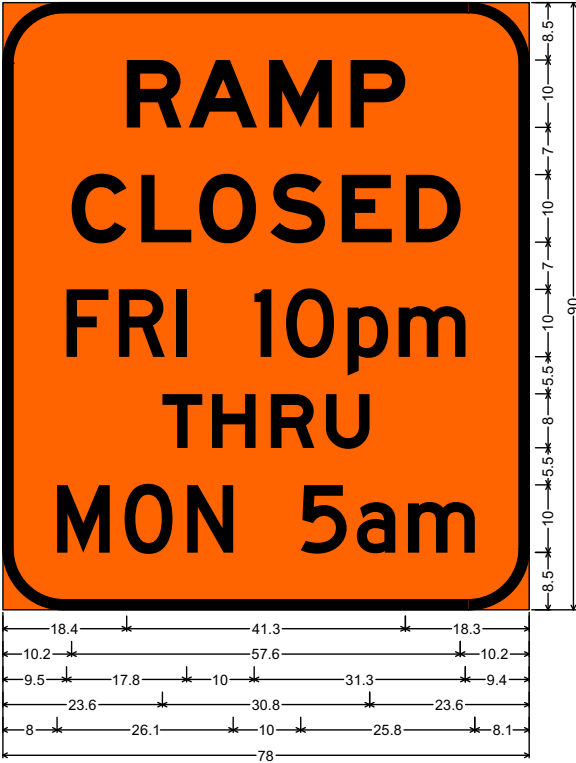


STREET;
 No border, Black on, Orange;
 "STREET", E Mod 2K;

G20-X15 (4 of 5)

RAMP (TRAIL, BRIDGE, ROAD, STREET) CLOSED Advance Notice

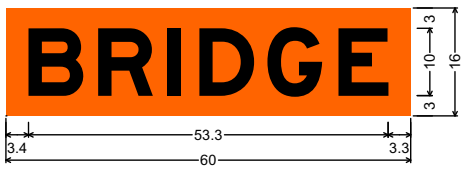
COLORS:
 LEGEND, BORDER - BLACK
 BACKGROUND - ORANGE (RETROREFLECTIVE)



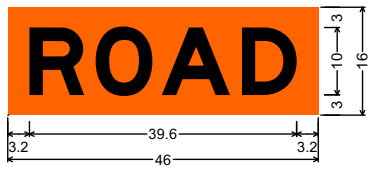
RAMP CLOSED FRI 10PM THRU MON 5AM;
 9.0" Radius, 1.5" Border, Black on, Orange;
 "RAMP", E Mod 2K; "CLOSED", E Mod 2K; "FRI 10pm", D 2K;
 "THRU", E Mod 2K; "MON 5am", D 2K;



TRAIL;
 No border, Black on, Orange;
 "TRAIL", E Mod 2K;



BRIDGE;
 No border, Black on, Orange;
 "BRIDGE", E Mod 2K;



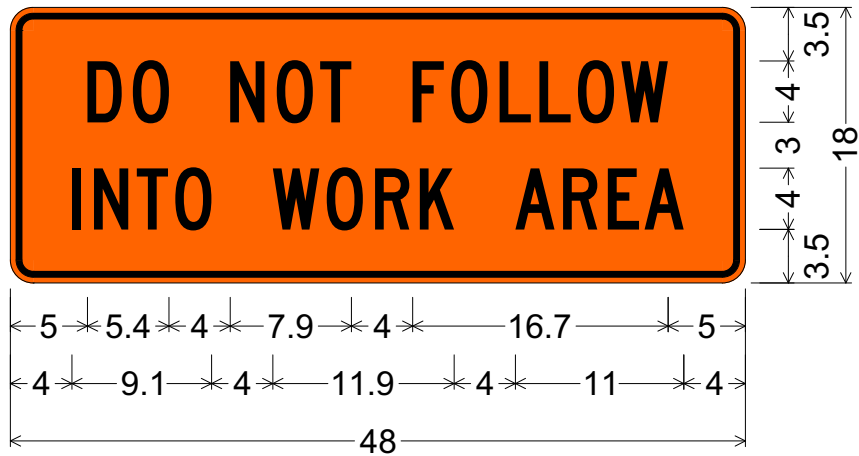
ROAD;
 No border, Black on, Orange;
 "ROAD", E Mod 2K;



STREET;
 No border, Black on, Orange;
 "STREET", E Mod 2K;

G20-X15 (5 of 5)
RAMP (TRAIL, BRIDGE, ROAD, STREET) CLOSED Advance Notice

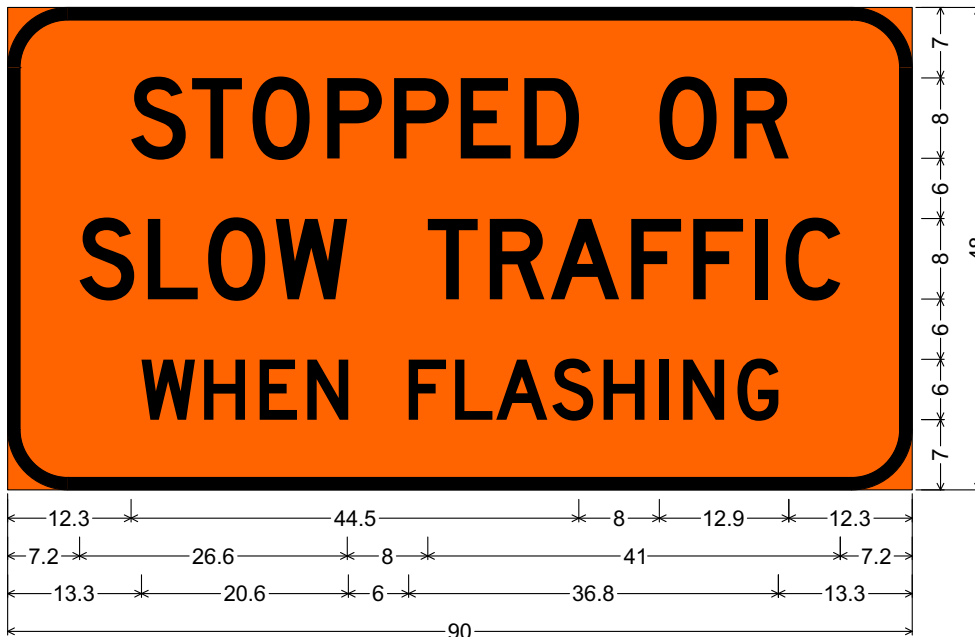
COLORS:
 LEGEND, BORDER - BLACK
 BACKGROUND - ORANGE (RETROREFLECTIVE)



DO NOT FOLLOW INTO WORK AREA;
 1.5" Radius, 0.4" Border, 0.4" Indent, Black on Orange;
 "DO NOT FOLLOW", C 2K;
 "INTO WORK AREA", C 2K;

G20-X16
DO NOT FOLLOW INTO WORK AREA

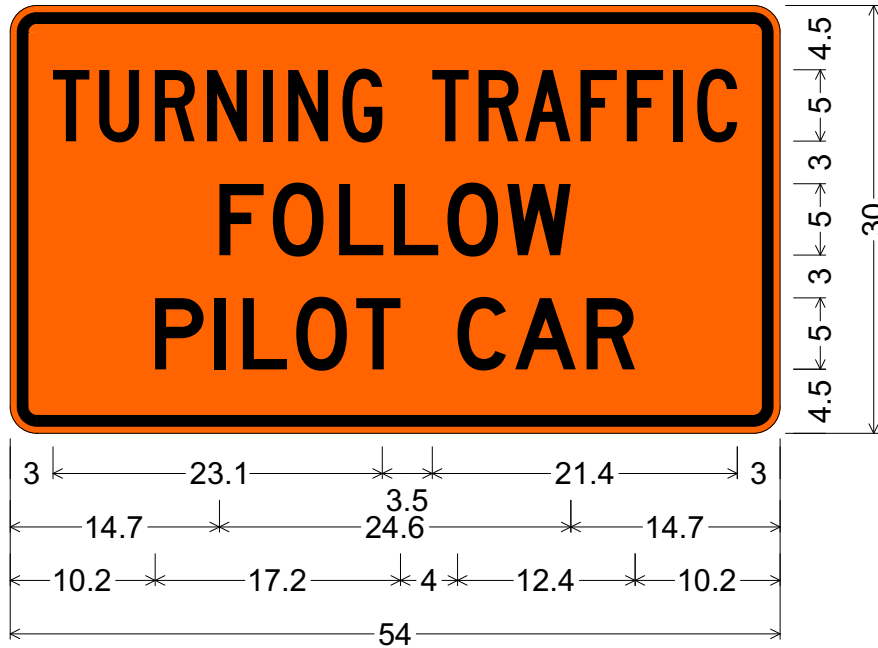
COLORS:
 LEGEND, BORDER - BLACK
 BACKGROUND - ORANGE (RETROREFLECTIVE)



STOPPED OR SLOW TRAFFIC WHEN FLASHING;
 6.0" Radius, 1.3" Border, Black on Orange;
 "STOPPED OR", D 2K; "SLOW TRAFFIC", D 2K; "WHEN FLASHING", D 2K;

G20-X17
STOPPED OR SLOW TRAFFIC WHEN FLASHING

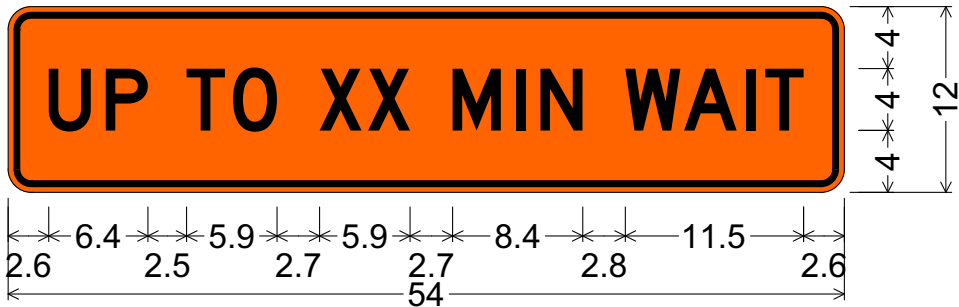
COLORS:
 LEGEND, BORDER - BLACK
 BACKGROUND - ORANGE (RETROREFLECTIVE)



TURNING TRAFFIC FOLLOW PILOT CAR;
 1.9" Radius, 0.8" Border, 0.5" Indent, Black on Orange;
 "TURNING TRAFFIC", C 2K; "FOLLOW", D 2K;
 "PILOT CAR", D 2K;

G20-X18
TURNING TRAFFIC FOLLOW PILOT CAR

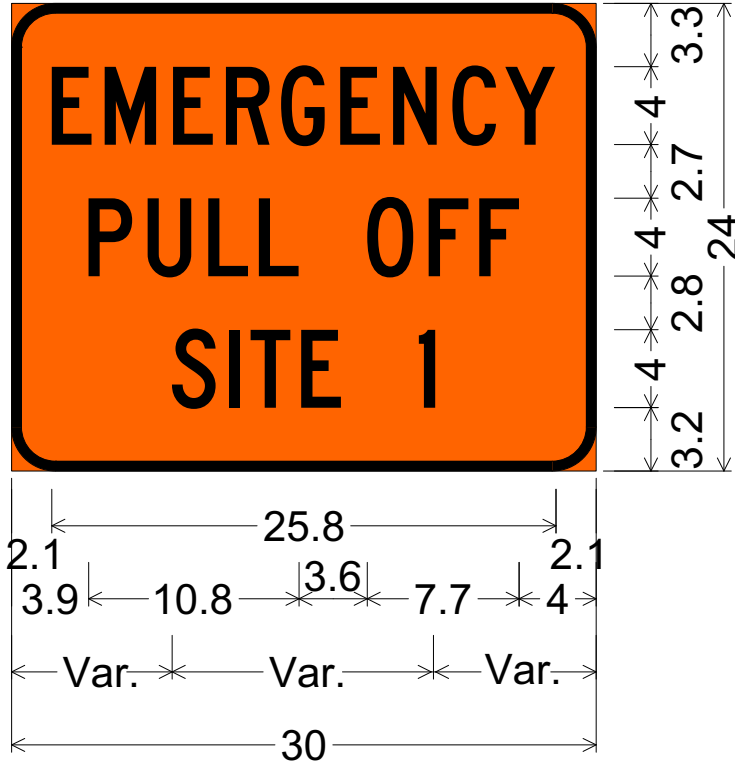
COLORS:
 LEGEND, BORDER - BLACK
 BACKGROUND - ORANGE (RETROREFLECTIVE)



UP TO XX MIN WAIT;
 1.5" Radius, 0.4" Border, 0.4" Indent, Black on Orange;
 "UP TO XX MIN WAIT", D 2K;

G20-X18P
UP TO XX MIN WAIT (Plaque)

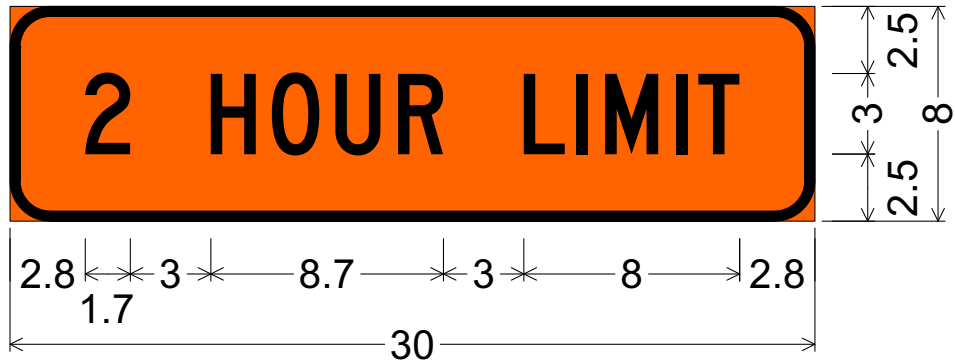
COLORS:
 LEGEND, BORDER - BLACK
 BACKGROUND - ORANGE (RETROREFLECTIVE)



EMERGENCY PULL OFF SITE 1;
 2.3" Radius, 0.5" Border, Black on Orange;
 "EMERGENCY", C 2K;
 "PULL OFF", C 2K;
 "SITE 1", C 2K;

G20-X19
EMERGENCY PULL OFF SITE 1

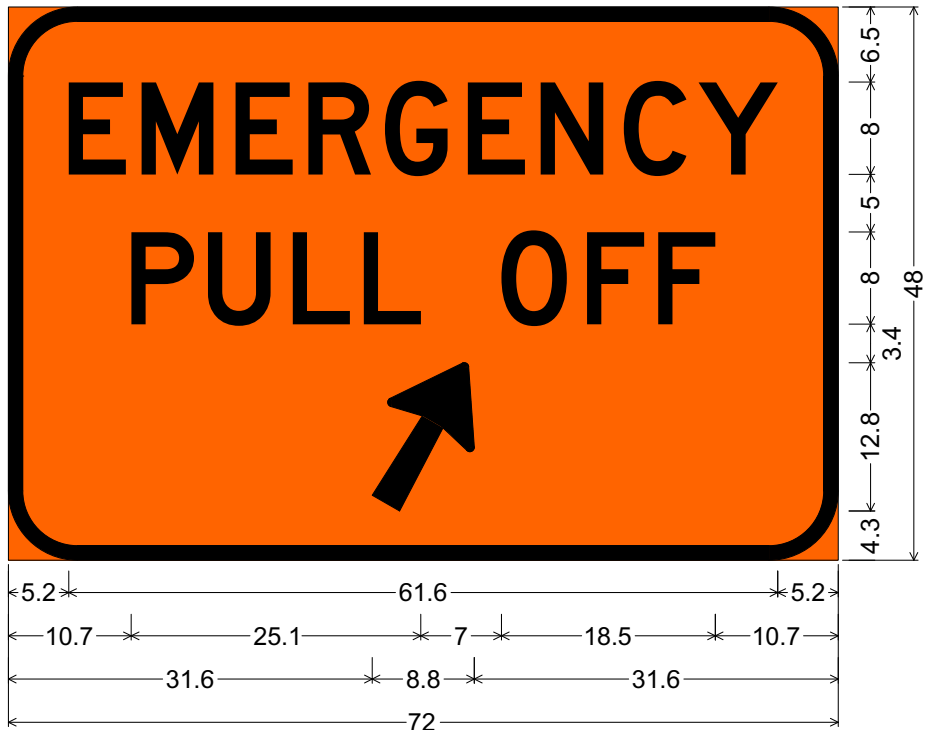
COLORS:
 LEGEND, BORDER - BLACK
 BACKGROUND - ORANGE (RETROREFLECTIVE)



2 HOUR LIMIT;
 1.5" Radius, 0.4" Border, Black on Orange;
 "2 HOUR LIMIT", C 2K;

G20-X19P
2 HOUR LIMIT (Plaque)

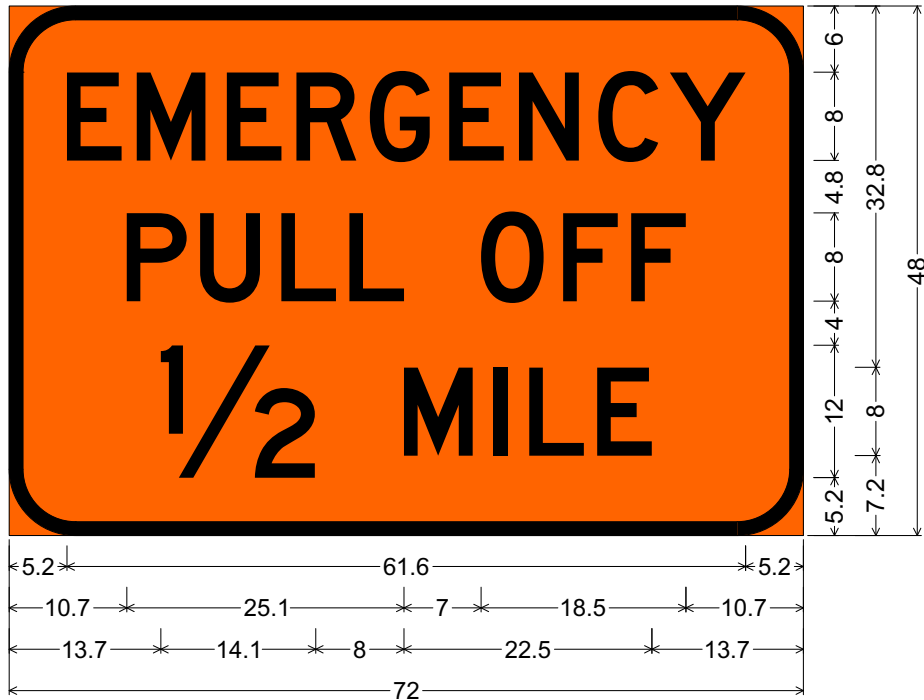
COLORS:
 LEGEND, BORDER - BLACK
 BACKGROUND - ORANGE (RETROREFLECTIVE)



EMERGENCY PULL OFF 60 DEG ARROW;
 6.0" Radius, 1.3" Border, Black on Orange;
 "EMERGENCY", D 2K; "PULL OFF", D 2K; Arrow 13 - 14.0" 60';

G20-X20
EMERGENCY PULL OFF (with Arrow)

COLORS:
 LEGEND, BORDER - BLACK
 BACKGROUND - ORANGE (RETROREFLECTIVE)



EMERGENCY PULL OFF 1/2 MILE;
 6.0" Radius, 1.3" Border, Black on Orange;
 "EMERGENCY", D 2K; "PULL OFF", D 2K; "1/2 MILE", D 2K;

G20-X21
EMERGENCY PULL OFF 1/2 MILE

COLORS:
 LEGEND, BORDER - BLACK
 BACKGROUND - ORANGE (RETROREFLECTIVE)