

Standard Signs Manual

NEW, CHANGED, OR DELETED 1/2017

"S" SERIES: SCHOOL WARNING

Group 1 - Advance and Crossing

S1-1 School Crossing (Symbol)

Group 2 - Crossing

Group 3 - School Bus Stop

S3-1 School Bus Stop Ahead (Symbol)

S3-2a SCHOOL BUS TURN AROUND

S3-X1 SCHOOL BUS LOADING AREA

Group 4 -

S4-1P 7:30 - 8:30 AM 2:30 - 3:30 PM (Plaque)

S4-2P WHEN CHILDREN ARE PRESENT (Plaque)

S4-3P SCHOOL (Plaque)

S4-4P WHEN FLASHING (Plaque)

S4-5 Reduced Speed School Zone Ahead

S4-6P MON - FRI (Plaque)


S4-7P ALL YEAR (Plaque)

Group 5 -

S5-1 SCHOOL SPEED LIMIT WHEN FLASHING

S5-2 END SCHOOL ZONE

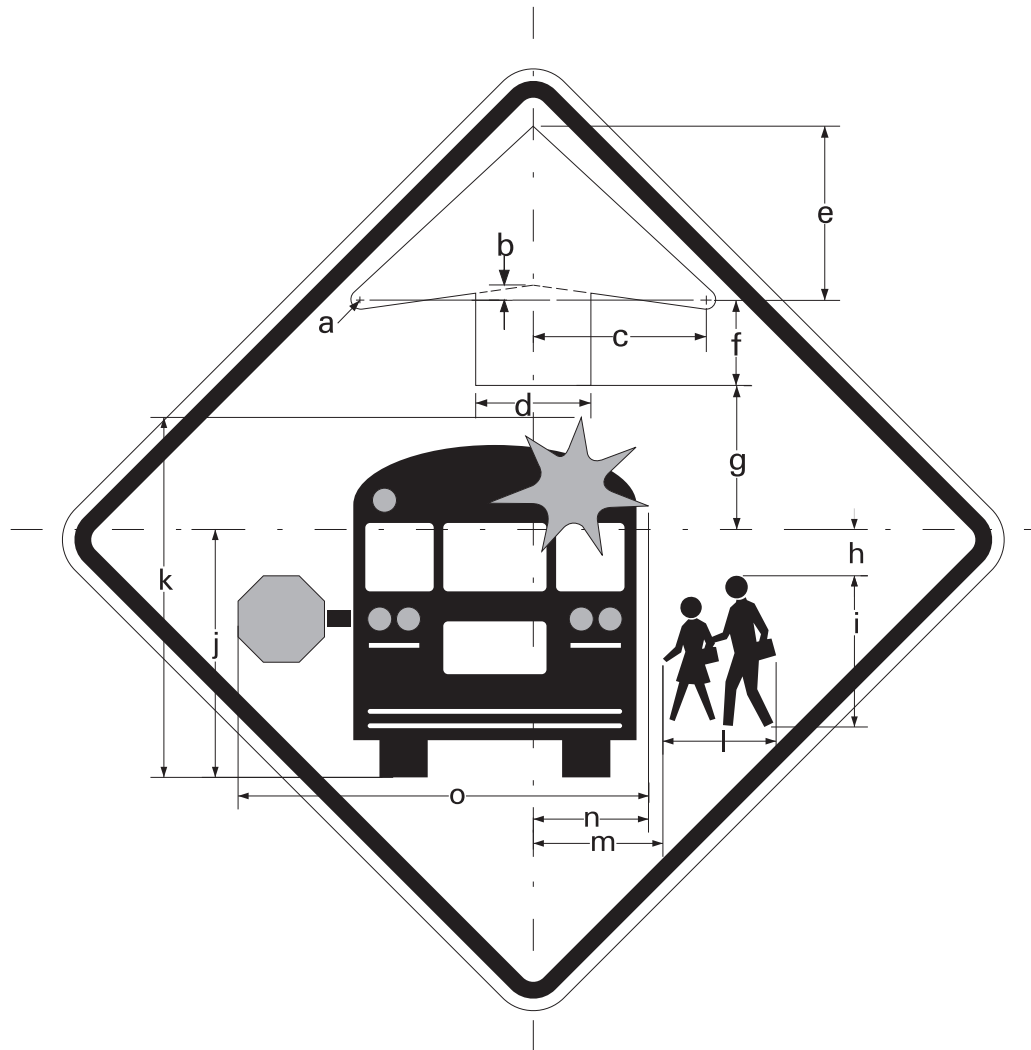
SIZE DIMENSION	30 PENT.	36 PENT.	48 PENT.
RADIUS	1.88	2.25	3
MARGIN	.5	.63	.75
BORDER	.75	.88	1.25
a	8	9.6	12.8
b	7.2	8.7	11.6
c	7	8.5	11.2
d	20	24	32
e	3	3.5	4.8
f	30	36	48
g			
h			
i			
j			
k			
l			
m			
n			
o			
p			
q			
r			
s			
t			
u			
v			
w			
x			
y			
z			




School Crossing (Symbol)		
APPROVED	DATE OF REV.	
1/1/73	2/25/00	S1-1

- NOTES: 1. All dimensions are in inches.
 2. Color - Black legend and border on fluorescent yellow-green reflectorized background.

SIZE DIMENSION	30 X 30	36 X 36	48 X 48
RADIUS	1.88	2.25	3
MARGIN	.5	.63	.75
BORDER	.75	.88	1.25
a	.31	.38	.5
b	.63	.7	1
c	7.5	9	12
d	5	6	8
e	7.5	9	12
f	3.8	4.5	6
g	6.6	8	10.5
h	1.6	1.9	2.5
i	6.6	7.9	10.5
j	10.3	12.4	16.5
k	15.6	18.75	25
l	4.9	5.9	7.9
m	5.6	6.7	9
n	5	6	8
o	17.8	21.4	28.5
p			
q			
r			
s			
t			
u			
v			
w			
x			
y			
z			




School Bus Stop Ahead (Symbol)		
APPROVED	DATE OF REV.	
1/1/73	5/1/13	S3-1

- NOTES: 1. All dimensions are in inches.
2. Color - Black arrow, border, bus, and people; red reflectorized stop and lights; fluorescent yellow-green reflectorized background.


SIZE DIMENSION	30 X 30	36 X 36	48 X 48
RADIUS	2.25	2.25	3
MARGIN	.63	.63	.75
BORDER	.88	.88	1.25
a	7.3	10.3	14.5
b	7.6	10.9	15.1
c	7.2	10.3	14.4
d	3	4.2	5.9
e	.6	.8	1.1
f	9.6	13.7	19.1
g	67.4	10.6	14.8
h	7.9	11.2	15.7
i	2.3	3.5	4.5
j	2.2	3	4.3
k			
l			
m			
n			
o			
p			
q			
r			
s			
t			
u			
v			
w			
x			
y			
z	4C	5C	7C




- NOTES: 1. All dimensions are in inches.
2. Color - Black legend and border on fluorescent yellow-green reflectorized background.

SCHOOL BUS TURN AROUND		
APPROVED	DATE OF REV.	SIGN NUMBER
1/1/11	5/1/13	S3-2a

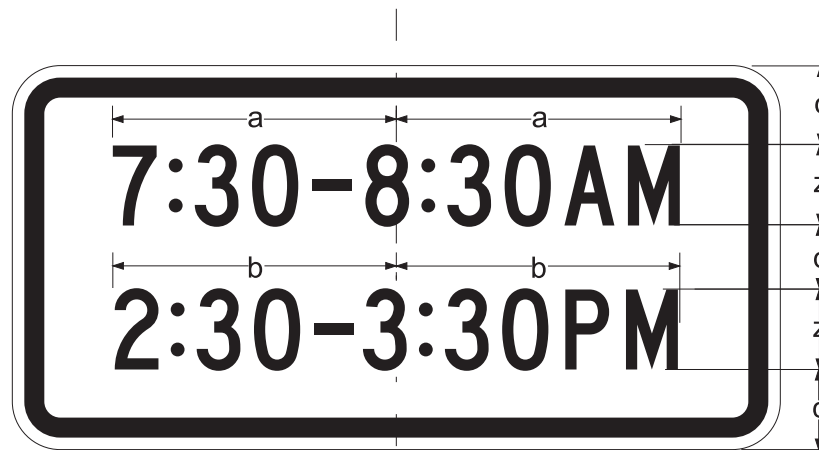
SIZE DIMENSION	24 X 30	
RADIUS	1.5	
MARGIN	.38	
BORDER	.63	
a	8.4	
b	8.5	
c	4.1	
d	9.2	
e	9.3	
f	5.6	
g	3.4	
h	2.4	
i		
j		
k		
l		
m		
n		
o		
p		
q		
r		
s		
t		
u		
v		
w		
x		
y		
z	4C	



SCHOOL BUS LOADING AREA		
APPROVED	DATE OF REV.	SIGN NUMBER
3/7/77	1/1/11	S3-X1

- NOTES: 1. All dimensions are in inches.
2. Color - Black legend and border on white reflectorized background.

SIZE DIMENSION	24 X 10	36 X 18
RADIUS	1.5	2.25
MARGIN	.38	.63
BORDER	.63	.88
a	10.3	11.4
b	10.1	11.1
c	2	3.15
d	1	3.3
e		
f		
g		
h		
i		
j		
k		
l		
m		
n		
o		
p		
q		
r		
s		
t		
u		
v		
w		
x		
y		
z	2.5C	2.75C




7:30 - 8:30 AM 2:30 - 3:30 PM (Plaque)		
APPROVED	DATE OF REV.	
7/1/75	5/1/13	S4-1P

- NOTES: 1. All dimensions are in inches.
2. Color - Black legend and border on white reflectorized background.


SIZE DIMENSION	24 X 10	36 X 18
RADIUS	1.5	2.25
MARGIN	.38	.63
BORDER	.63	.88
a	3.4	5.2
b	6.2	9.4
c	5.1	7.6
d	2	3
e	2.2	3.4
f	9.3	14
g	1.5	3
h	.5	1.5
i		
j		
k		
l		
m		
n		
o		
p		
q		
r		
s		
t		
u		
v		
w		
x		
y		
z	2D	3D




WHEN CHILDREN ARE PRESENT (Plaque)		
APPROVED 7/1/75	DATE OF REV. 5/1/13	SIGN NUMBER S4-2P

- NOTES: 1. All dimensions are in inches.
2. Color - Black legend and border on white reflectorized background.

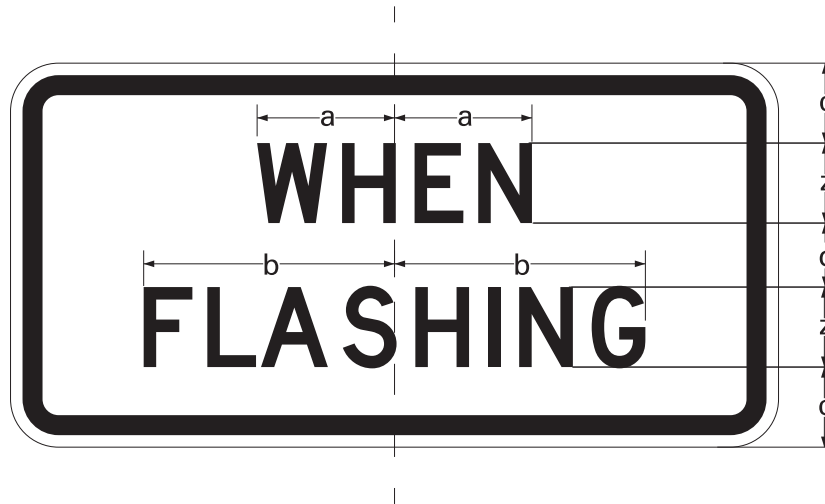
SIZE DIMENSION	24 X 8	36 X 12
RADIUS	1.5	2.25
MARGIN	.38	.63
BORDER	.63	.88
a	10	15.1
b	10.2	15.3
c	2	3
d		
e		
f		
g		
h		
i		
j		
k		
l		
m		
n		
o		
p		
q		
r		
s		
t		
u		
v		
w		
x		
y		
z	4D	6D




SCHOOL (Plaque)		
APPROVED 7/1/75	DATE OF REV. 5/1/13	SIGN NUMBER S4-3P

- NOTES: 1. All dimensions are in inches.
2. Color - Black legend and border on fluorescent yellow-green reflectorized background.

SIZE DIMENSION	24 X 10	36 X 18
RADIUS	1.5	2.25
MARGIN	.38	.63
BORDER	.63	.88
a	4.3	6.9
b	7.8	12.5
c	2	3.5
d	1	3
e		
f		
g		
h		
i		
j		
k		
l		
m		
n		
o		
p		
q		
r		
s		
t		
u		
v		
w		
x		
y		
z	2.5D	4D



WHEN FLASHING (Plaque)		
APPROVED	DATE OF REV.	SIGN NUMBER
7/1/75	5/1/13	S4-4P

- NOTES: 1. All dimensions are in inches.
 2. Color - Black legend and border on white reflectorized background.

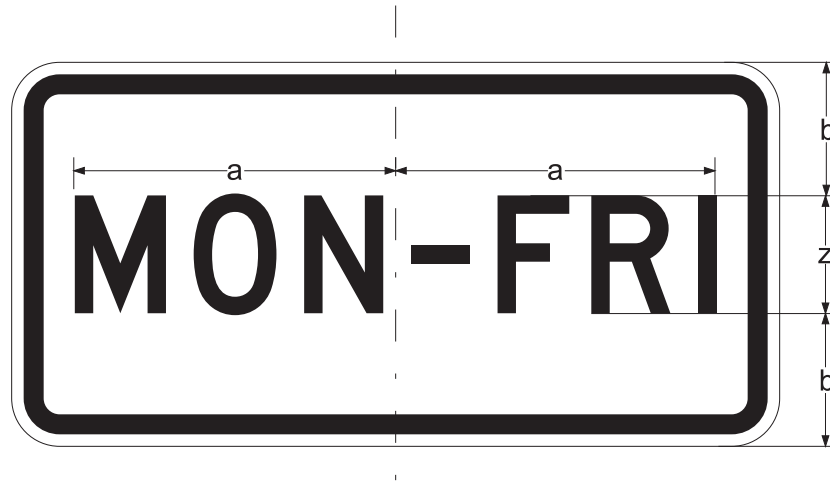
SIZE DIMENSION	30 X 30	36 X 36	48 X 48
RADIUS	1.88	2.25	3
MARGIN	.5	.63	.75
BORDER	.75	.88	1.25
a	7.5	9	12
b	5	6	8
c	11.3	13.5	18
d	3.6	4.3	5.7
e	.63	.7	1
f	.31	.38	.5
g	.63	.75	1.
	12.5 X 18.8 SCHOOL SPEED LIMIT	15 X 22.5 SCHOOL SPEED LIMIT	20 X 30 SCHOOL SPEED LIMIT
RADIUS	1	1.25	1.5
MARGIN	.188	.25	.3
BORDER	.3	.38	.5
o	1.25	1.5	2
p	.9	1.1	1.5
q	1.4	1.7	2.2
r	1	1.2	1.6
s	1.8	2	2.9
t	6.3	7.5	10
u	5.3	6.3	8.4
v	4.9	5.8	7.8
w	3.8	4.6	6
x	2.06D	2.5D	3.3D
y	2.06E	2.5E	3.3E
z	5.18E	6.25E	8.3E




- NOTES: 1. All dimensions are in inches.
 2. Color - Black legend and border on fluorescent yellow-green background. SCHOOL background is fluorescent yellow-green and SPEED LIMIT background is white.
 3. Speed Limit number to be specified.

Reduced Speed School Zone Ahead		
APPROVED 8/1/09	DATE OF REV. 5/1/13	

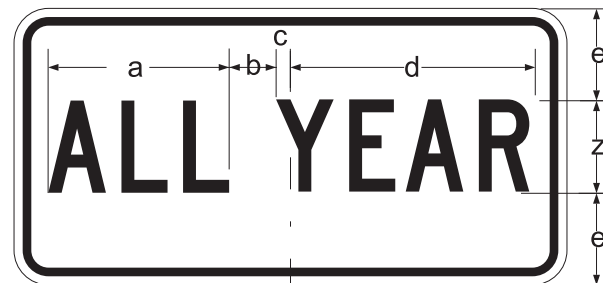
SIZE DIMENSION	24 X 10	36 X 18
RADIUS	1.5	2.25
MARGIN	.38	.63
BORDER	.63	.88
a	10	15
b	3	6
c		
d		
e		
f		
g		
h		
i		
j		
k		
l		
m		
n		
o		
p		
q		
r		
s		
t		
u		
v		
w		
x		
y		
z	4D	6D



MON - FRI (Plaque)		
APPROVED	DATE OF REV.	SIGN NUMBER
5/1/13		S4-6P

- NOTES: 1. All dimensions are in inches.
2. Color - Black legend and border on white reflectorized background.

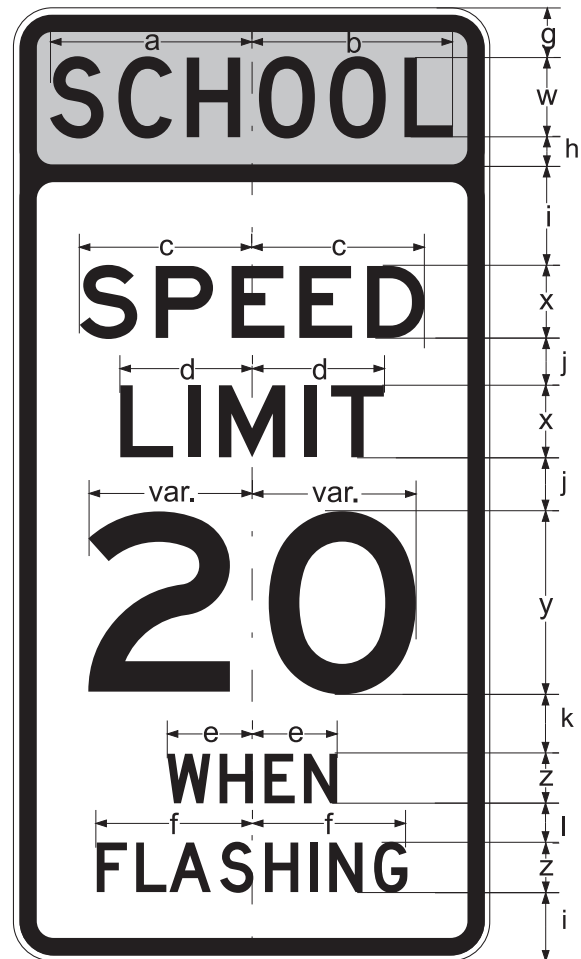
SIZE DIMENSION	24 X 12	30 X 18
RADIUS	1.5	1.5
MARGIN	.38	.63
BORDER	.63	.88
a	7.5	9.4
b	2	2.5
c	.5	.7
d	10.1	12.6
e	4	6.5
f		
g		
h		
i		
j		
k		
l		
m		
n		
o		
p		
q		
r		
s		
t		
u		
v		
w		
x		
y		
z	4C	5C



ALL YEAR (Plaque)		
APPROVED	DATE OF REV.	SIGN NUMBER
5/1/13		S4-7P

- NOTES: 1. All dimensions are in inches.
2. Color - Black legend and border on fluorescent yellow-green reflectorized background.

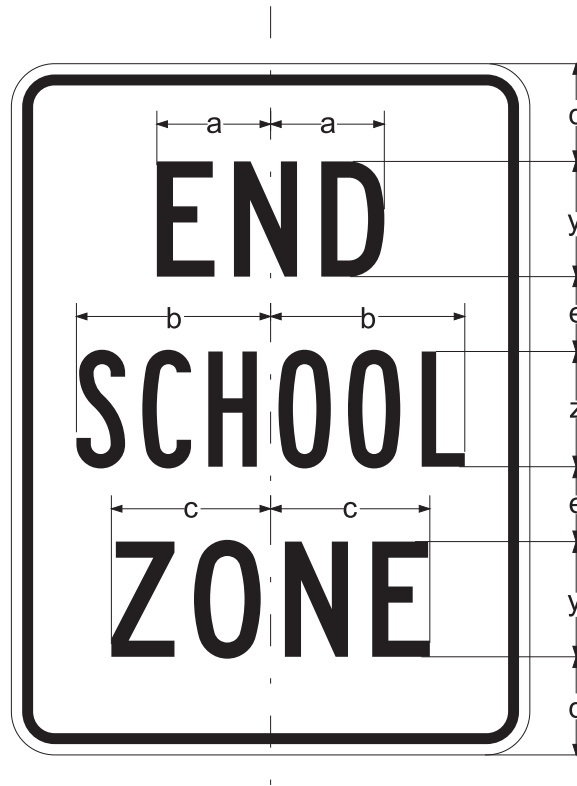
SIZE DIMENSION	24 X 48	36 X 72
RADIUS	1.5	1.5
MARGIN	.38	.38
BORDER	.63	.63
a	10	15.1
b	10.2	15.3
c	9.5	14
d	5.5	11
e	4.3	6.9
f	7.8	12.5
g	2.5	3.75
h	1.5	2.25
i	4	6
j	2	4
k	3	4
l	2	2
m		
n		
o		
p		
q		
r		
s		
t		
u		
v		
w	4D	6D
x	4E	6E
y	10E	14E
z	2.5D	4D



SCHOOL SPEED LIMIT WHEN FLASHING		
APPROVED	DATE OF REV.	
5/1/13		S5-1

- NOTES: 1. All dimensions are in inches.
2. Color - Black legend and border on fluorescent yellow-green reflectorized (top) and white reflectorized backgrounds.

SIZE DIMENSION	24 X 30	36 X 48
RADIUS	1.5	2.25
MARGIN	.38	.63
BORDER	.63	.88
a	5.9	8.8
b	10.1	15.1
c	8.3	12.4
d	3.5	6
e	2.5	4.5
f		
g		
h		
i		
j		
k		
l		
m		
n		
o		
p		
q		
r		
s		
t		
u		
v		
w		
x		
y	6C	9C
z	6B	9B



END SCHOOL ZONE		
APPROVED	DATE OF REV.	
7/1/85	5/1/13	S5-2

- NOTES: 1. All dimensions are in inches.
2. Color - Black legend and border on white reflectorized background.