

Standard Signs Manual

NEW, CHANGED, OR DELETED 1/2017

"E" SERIES: GUIDE SIGNS - EXPRESSWAY, FREEWAY

Group 1 - Destination or Interchange

E1-5aP.....	LEFT (Plaque)
E1-5bP.....	LEFT EXIT Number (Plaque)
E1-5P.....	Exit Number (Plaque)
E1-6.....	FREEWAY ENTRANCE

Group 3 - Supplemental Guide

E3-X1.....	HOSPITAL (Overlay)
------------	--------------------

Group 5 - Gore Signs

E5-1.....	EXIT (with Arrow)
E5-1a.....	72" x 60" EXIT (with Arrow and Exit Number)
E5-1b.....	VAR. x 84" EXIT (with Arrow and Exit Number)
E5-1bP.....	Exit Gore - Number (Plaque)

Group 10 - Motorist Services

E10-1.....	Motorist Services Sign
E10-1 SUPPLEMENT.....	Motorist Services Sign Overlays
E10-3.....	HOSPITAL EXIT ___ (NEXT) (SECOND) RIGHT
E10-4 (R or L).....	HOSPITAL ___ MILES (with Arrow)
E10-5 (R, L or LR).....	GAS (with Arrows)
E10-6 (R, L, LR).....	FOOD (with Arrows)
E10-7 (R, L, LR).....	LODGING (with Arrows)
E10-8 (R or L).....	HOSPITAL (with Arrow)
E10-9 (R, L, LR).....	CAMPING (with Arrows)
E10-10 (R, L, LR).....	DIESEL (with Arrows)
E10-11 (R, L, LR).....	LP-GAS (with Arrows)
E10-12 (R, L, LR).....	E85 (with Arrows)
E10-13 (R or L).....	EV-CHARGING (with Arrows)

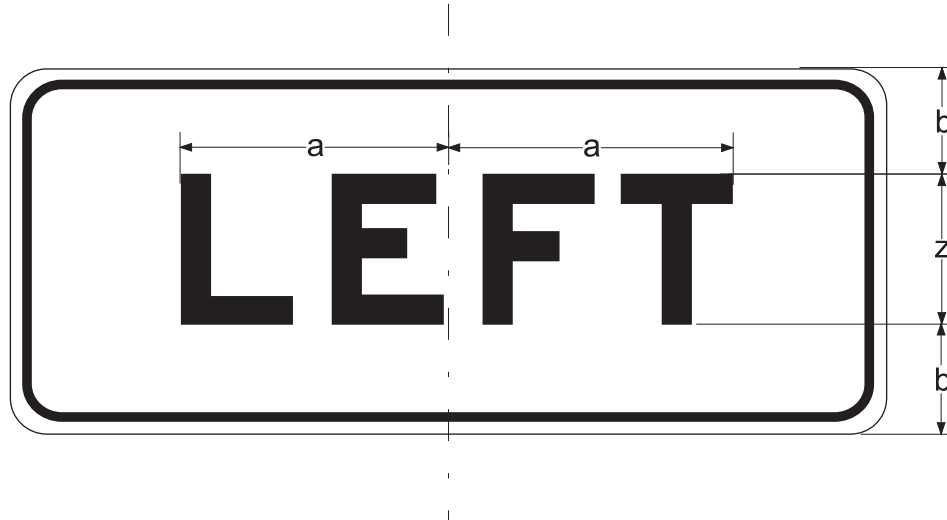
Group 11 - Exit Only Warning

E11-1b.....	ONLY (Overlay)
E11-2.....	LEFT (Overlay)
E11-X2.....	PROHIBITED VEHICLES (Overlay)

Group 13 - Exit Gore

E13-1P.....	Exit Gore Advisory Speed (Plaque)
-------------	-----------------------------------

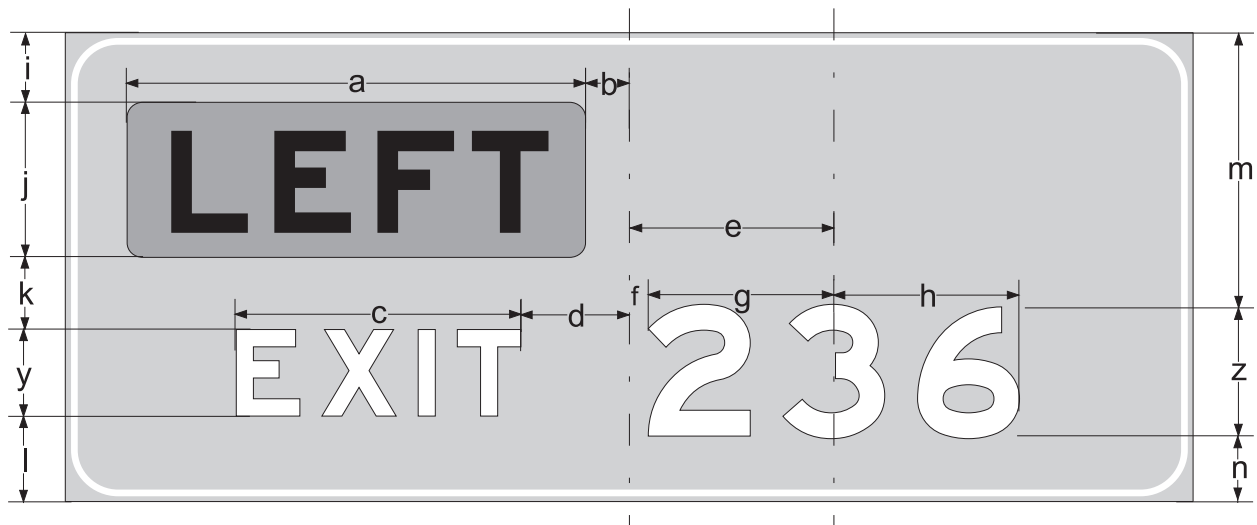
SIZE DIMENSION	72 X 30	
RADIUS	3	
MARGIN	.75	
BORDER	1.25	
a	21.1	
b	9	
c		
d		
e		
f		
g		
h		
i		
j		
k		
l		
m		
n		
o		
p		
q		
r		
s		
t		
u		
v		
w		
x		
y		
z	12E MOD.	




LEFT (Plaque)		
APPROVED	DATE OF REV.	SIGN NUMBER
5/1/13		E1-5aP

- NOTES: 1. All dimensions are in inches.
 2. Color - White legend and border on yellow reflectorized background.

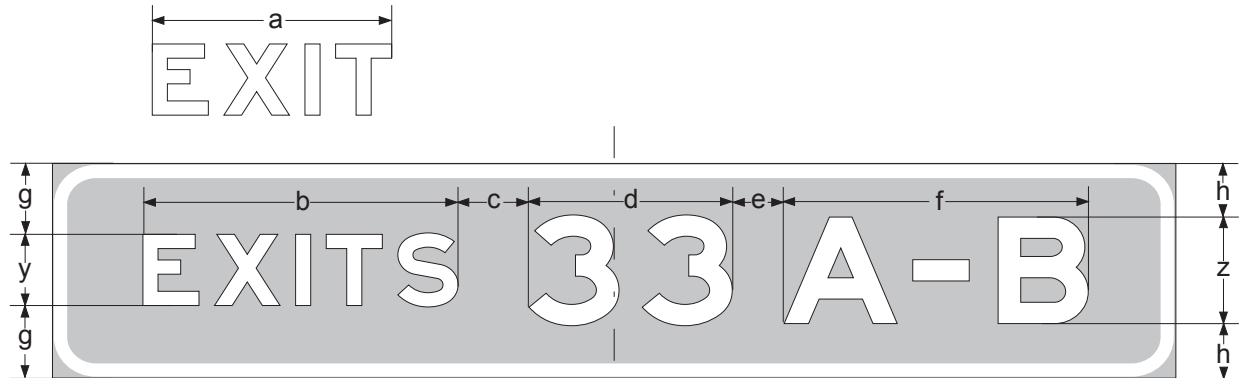
SIZE DIMENSION	132 X 54	
RADIUS	6	
MARGIN		
BORDER	2	
a	54	
b	4.9	
c	33.2	
d	12.7	
e	24.1	
f	2.3	
g	varies	
h	varies	
i	8	
j	18	
k	8	
l	10	
m	31.5	
n	7.5	
o		
p		
q		
r		
s		
t		
u		
v		
w		
x		
y	10E MOD.	
z	15E MOD.	



LEFT EXIT Number (Plaque)		
APPROVED	DATE OF REV.	SIGN NUMBER
5/1/13		E1-5bP

- NOTES: 1. All dimensions are in inches.
2. Color - White legend and border on green background, fully reflectorized.
3. For plaque details, see Sign E11-2

SIZE DIMENSION	VAR. X 30	
RADIUS	6	
MARGIN		
BORDER	2	
a	33.3	
b	43.8	
c	10	
d	varies	
e	*	
f	varies	
g	10	
h	7.5	
i		
j		
k		
l		
m		
n		
o		
p		
q		
r		
s		
t		
u		
v		
w		
x		
y	10E MOD.	
z	15E MOD.	




DIGITS	SUFFIX CHARACTERS	PANEL WIDTH
1	-	78
2	-	96
3	-	108
1	1	96
1	2	138
2	1	114
2	2	150
3	1	132
3	2	168

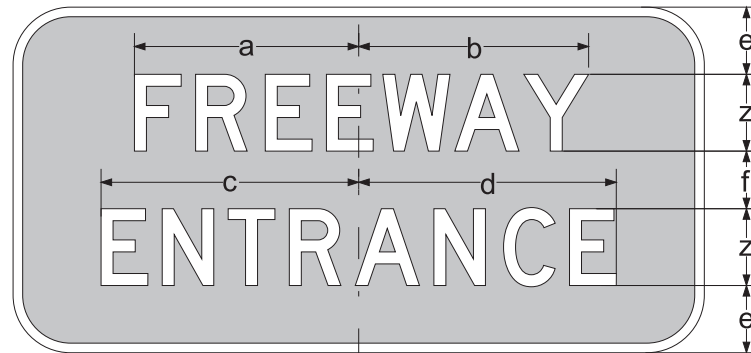
NOTES:

1. All dimensions are in inches.
2. Color - White legend and border on green background, fully reflectorized.
3. Appropriate numbers to be specified.
4. Sign panel widths are determined by the number digits and suffix on each panel. See the above chart.


* 7.5" space between the exit number and the letter A.
9" space between the exit number and all other letters (B, C, D).

Exit Number (Plaque)		
APPROVED	DATE OF REV.	SIGN NUMBER
5/1/13	1/1/17	E1-5P

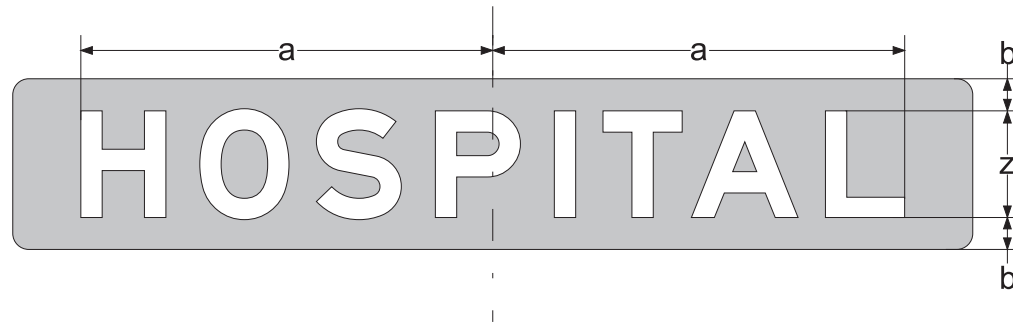
SIZE DIMENSION	36 X 18	
RADIUS	3	
MARGIN		
BORDER	.5	
a	11.7	
b	11.9	
c	13.3	
d	13.5	
e	3.5	
f	3	
g		
h		
i		
j		
k		
l		
m		
n		
o		
p		
q		
r		
s		
t		
u		
v		
w		
x		
y		
z	4D	




- NOTES: 1. All dimensions are in inches.
2. Color - White legend and border on green background, fully reflectorized.

FREEWAY ENTRANCE		
APPROVED	DATE OF REV.	SIGN NUMBER
7/1/73		E1-6

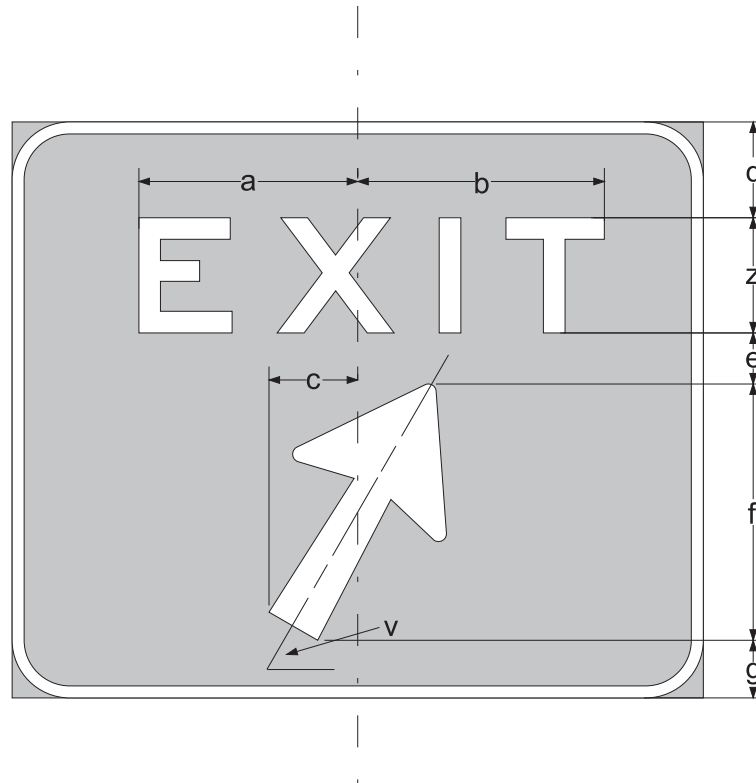
SIZE DIMENSION	90 X 16	
RADIUS	1.5	
MARGIN		
BORDER		
a	38.7	
b	3	
c		
d		
e		
f		
g		
h		
i		
j		
k		
l		
m		
n		
o		
p		
q		
r		
s		
t		
u		
v		
w		
x		
y		
z	10E MOD.	



- NOTES: 1. All dimensions are in inches.
2. Color - White legend and border on blue background, fully reflectorized.

HOSPITAL (Overlay)		
APPROVED 1/1/05	DATE OF REV.	SIGN NUMBER E3-X1

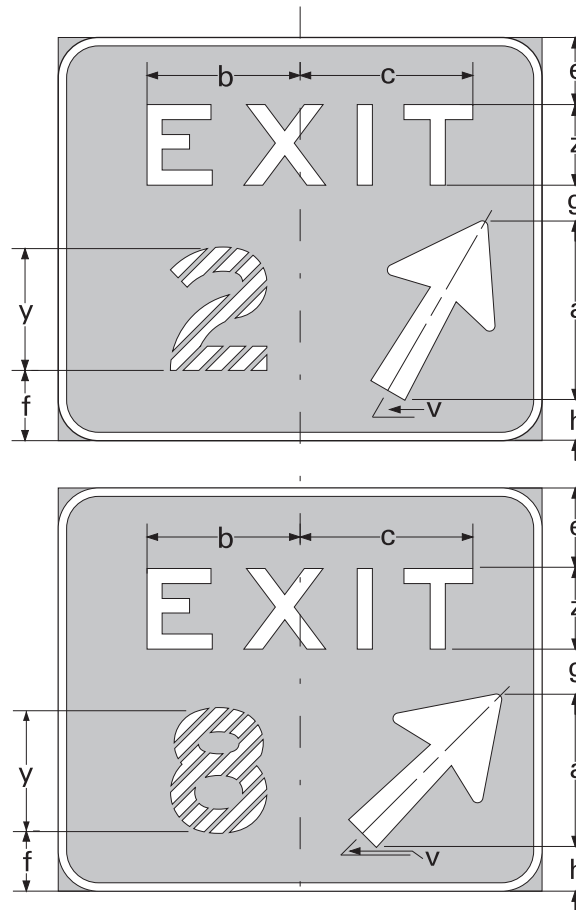
SIZE DIMENSION	72 X 60	72 X 60
RADIUS	6	6
MARGIN		
BORDER	1.25	1.25
a	22.8	22.8
b	25.7	25.7
c	9.24	11.4
d	10	12
e	5.3	6.7
f	26.7	22.8
g	6	6.5
h		
i		
j		
k		
l		
m		
n		
o		
p		
q		
r		
s		
t		
u		
v	60 degree	45 degree
w		
x		
y		
z	12F	12F



EXIT (with Arrow)		
APPROVED	DATE OF REV.	
1/1/73		E5-1

- NOTES: 1. All dimensions are in inches.
 2. Color - White legend and border on green background, fully reflectorized.
 3. For 16-29 arrow dimensions see Sign Details, page 102.

SIZE DIMENSION	72 X 60	72 X60
RADIUS	6	6
MARGIN		
BORDER	1.25	1.25
a	26.7	22.8
b	22.8	22.8
c	25.7	25.7
d	7	5
e	10	12
f	10.4	8.9
g	5.3	6.7
h	6	6.5
i		
j		
k		
l		
m		
n		
o		
p		
q		
r		
s		
t		
u		
v	60 DEG.	45 DEG.
w		
x		
y	18E MOD.	18E MOD.
z	12F	12F



**72" x 60" EXIT (with
Arrow and Exit Number)**



APPROVED

DATE OF REV.

SIGN NUMBER

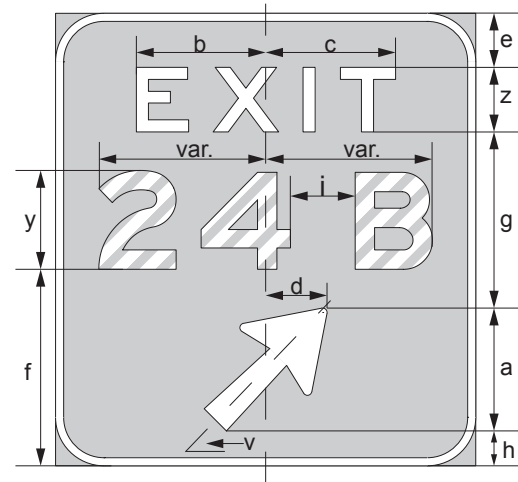
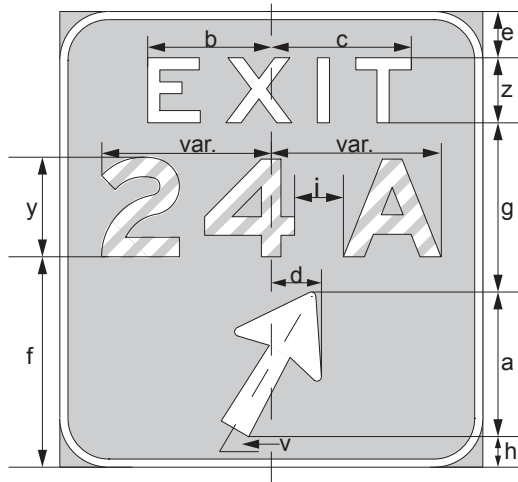
9/17/75

5/1/13

E5-1a

- NOTES:
1. All dimensions are in inches.
 2. Color - White legend and border on green background, fully reflectorized.
 3. Appropriate numeral to be specified.
 4. For 16-29 arrow dimensions see page 102, Sign Details.
 5. For one digit numbers only.

SIZE DIMENSION	VAR. X 84	VAR. X 84
RADIUS	9	9
MARGIN		
BORDER	1.5	1.5
a	26.7	22.8
b	22.8	22.8
c	25.7	25.7
d	9.25	11.4
e	8.5	10
f	38.8	36.5
g	31.2	32.7
h	5.6	6.5
i	***	***
j		
k		
l		
m		
n		
o		
p		
q		
r		
s		
t		
u		
v	60 DEG.	45 DEG.
w		
x		
y	18E MOD.	18E MOD.
z	12F	12F



WIDTHS OF FREQUENTLY USED PANELS		
DIGITS	SUFFIX CHARACTERS	PANEL WIDTH
1	1	72
2	-	72
3	-	72
2 *	1	72
2	1	78
3 *	1	90
3 **	1	84
3	1	96

NOTES:

1. All dimensions are in inches.
2. Color - White legend and border on green background, fully reflectorized.
3. Appropriate numerals to be specified.
4. For 16-29 arrow dimensions see page 102, Sign Details.
5. For two or more digits.

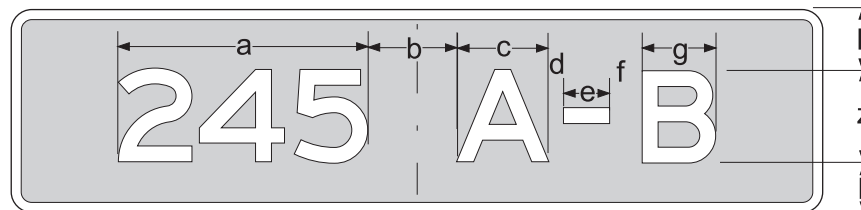
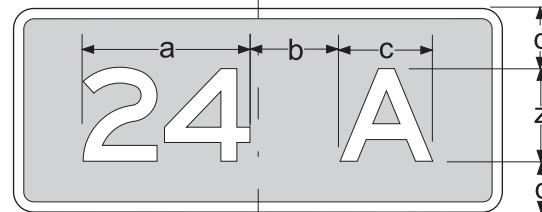
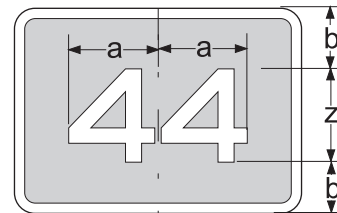
* One of the digits is a 1.

** Two of the digits are 1.


*** 9" space to the letter A; 12" space to a letter other than A.

VAR. x 84" EXIT (with Arrow and Exit Number)		
APPROVED	DATE OF REV.	
9/17/75	12/1/15	E5-1b

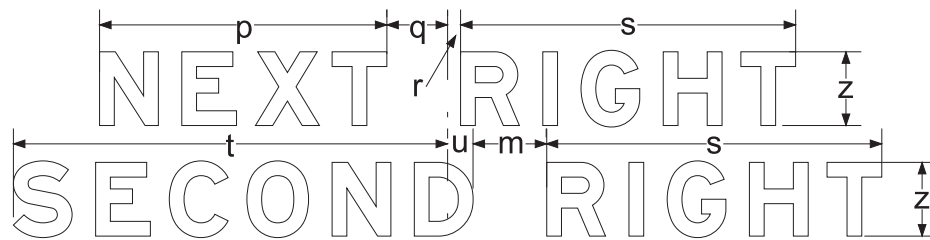
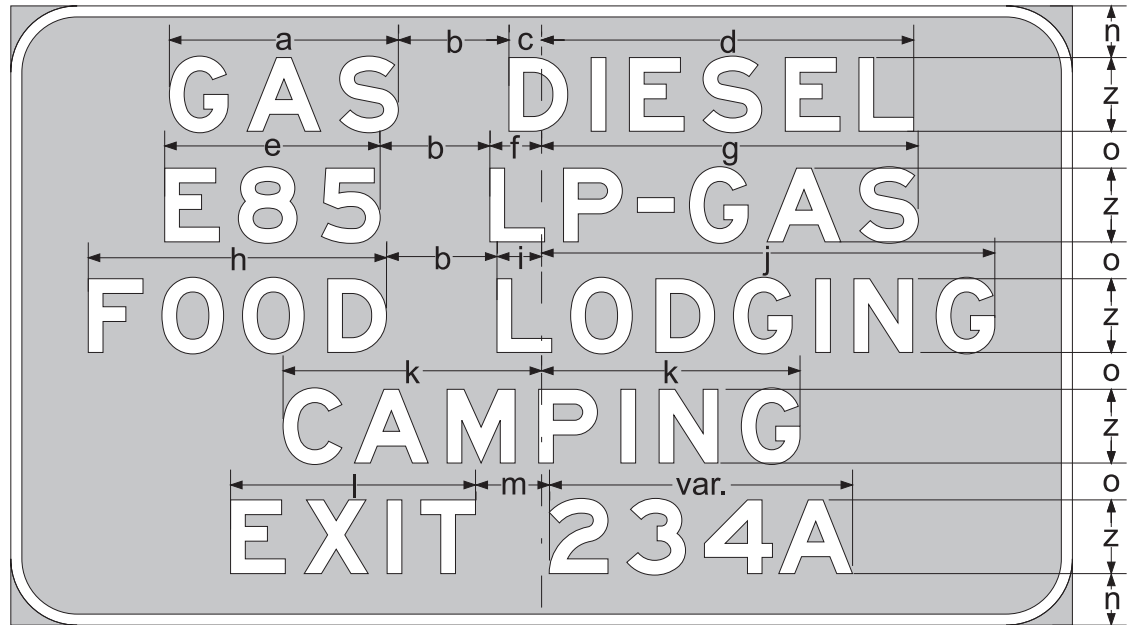
SIZE DIMENSION	42 X 30	72 X 30	120 X 30
RADIUS	3	3	3
MARGIN			
BORDER	1.5	1.5	1.5
a	varies	varies	varies
b	7.5	10	10
c		varies	varies
d		7.5	2.5
e			7.5
f			5
g			varies
h			7.5
i			
j			
k			
l			
m			
n			
o			
p			
q			
r			
s			
t			
u			
v			
w			
x			
y			
z	15E	15E	15E



- NOTES: 1. All dimensions are in inches.
 2. Color - White legend and border on green background, fully reflectorized.
 3. Appropriate ramp number to be specified.

Exit Gore - Number (Plaque)		
APPROVED	DATE OF REV.	SIGN NUMBER
5/1/13		E5-1bP

SIZE DIMENSION	144 X 84	
RADIUS	9	
MARGIN		
BORDER	1.5	
a	31.1	
b	15	
c	4.4	
d	50.5	
e	29.2	
f	7	
g	51.1	
h	40.4	
i	6	
j	61.5	
k	35.1	
l	33.2	
m	10	
n	7	
o	5	
p	39	
q	8.2	
r	1.8	
s	45.5	
t	58.9	
u	3.4	
v		
w		
x		
y		
z	10E MOD.	

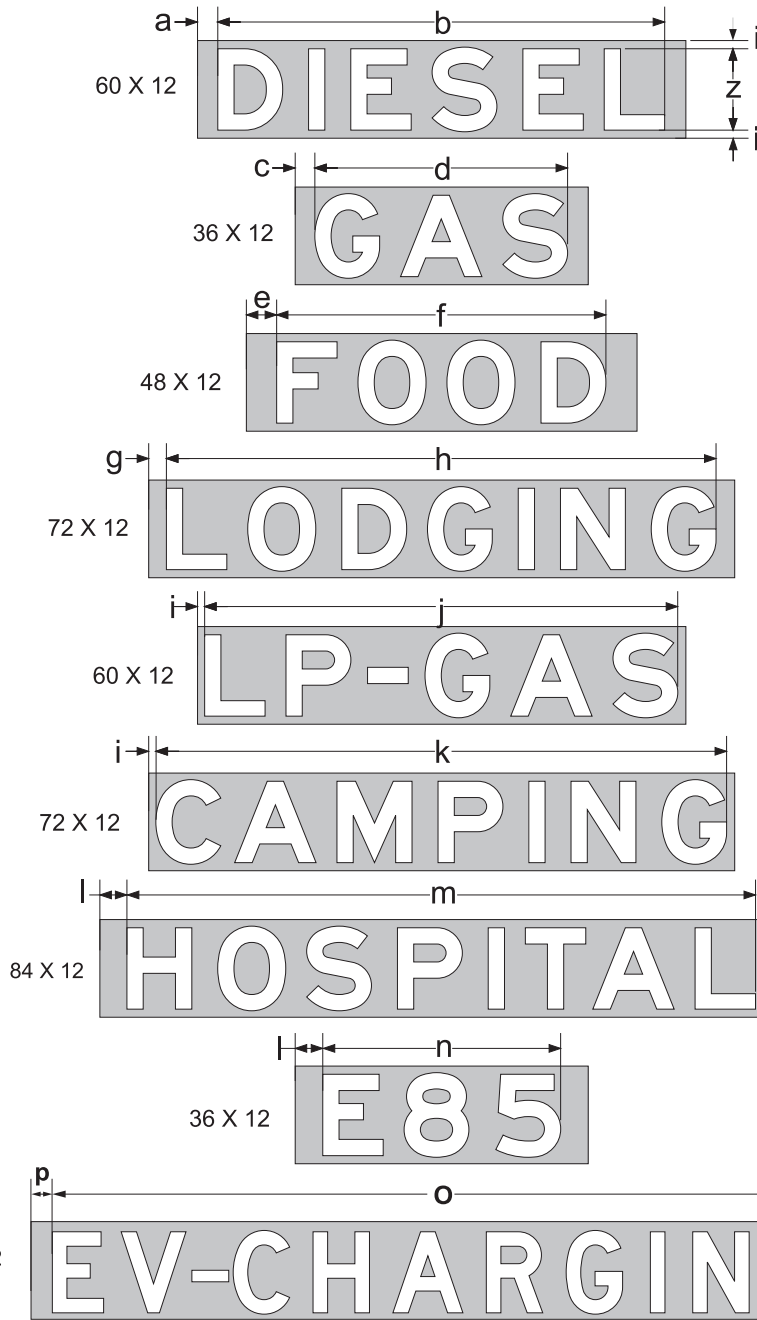


NOTES:

1. All dimensions are in inches.
2. Color - White legend and border on blue background, fully reflectorized.
3. Appropriate legend to be specified.
4. Individual overlay panels may be used (see E10-1 Supplement).
5. HOSPITAL may be used in place of CAMPING. If both are signed, CAMPING shall be placed on this panel and HOSPITAL shall be signed with E10-3.

Motorist Services Sign		
APPROVED	DATE OF REV.	
7/1/73	4/1/05	E10-1

SIZE DIMENSION	VAR X 12	
RADIUS		
MARGIN		
BORDER		
a	2.6	
b	54.9	
c	2.5	
d	31.1	
e	3.8	
f	40.5	
g	2.3	
h	67.5	
i	1	
j	58.1	
k	70.1	
l	3.4	
m	77.2	
n	29.2	
o	107.4	
p	3.3	
q		
r		
s		
t		
u		
v		
w		
x		
y		
z	10E MOD.	



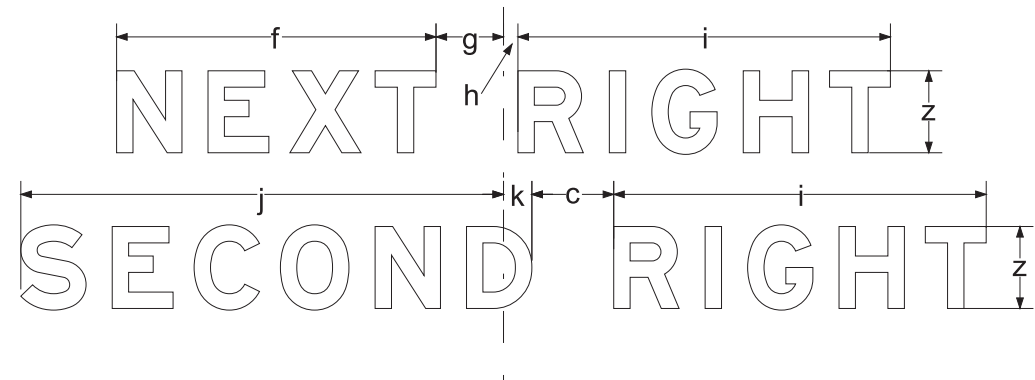
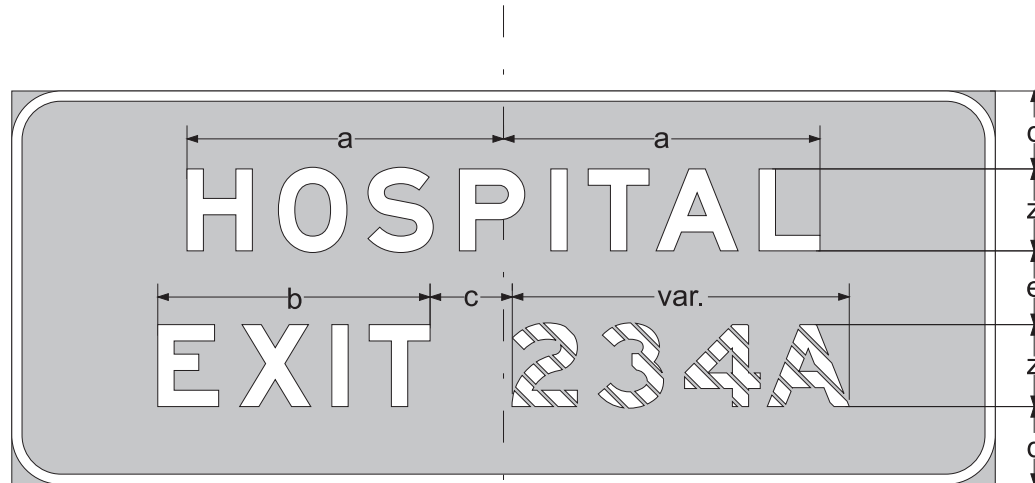
114 X 12

NOTES:

1. All dimensions are in inches.
2. Color - White legend and border on blue background, fully reflectorized.

Motorist Services Sign Overlays		MINNESOTA DEPARTMENT OF TRANSPORTATION
APPROVED	DATE OF REV.	SIGN NUMBER
7/1/73	12/1/05	E10-1 SUPPLEMENT

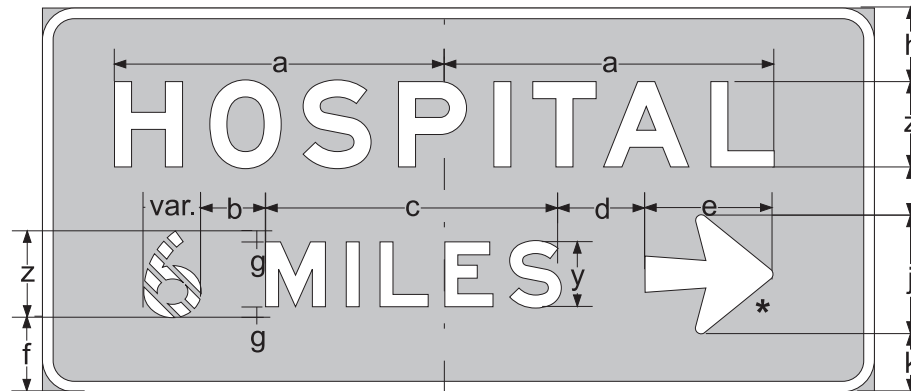
SIZE DIMENSION	120 X 48	132 X 48
RADIUS	6	6
MARGIN		
BORDER	1.25	1.25
a	38.6	38.6
b	33.2	33.2
c	10	10
d	9.5	9.5
e	9	9
f	39	
g	8.2	
h	1.8	
i	45.5	35.5
j		59
k		3.4
l		
m		
n		
o		
p		
q		
r		
s		
t		
u		
v		
w		
x		
y		
z	10E MOD.	10E MOD.



HOSPITAL EXIT (NEXT) (SECOND) RIGHT		
APPROVED 1/1/73	DATE OF REV. 7/1/05	

- NOTES: 1. All dimensions are in inches.
2. Color - White legend and border on blue background, fully reflectorized.
3. SECOND RIGHT is to be used on the 132 X 48 panel.

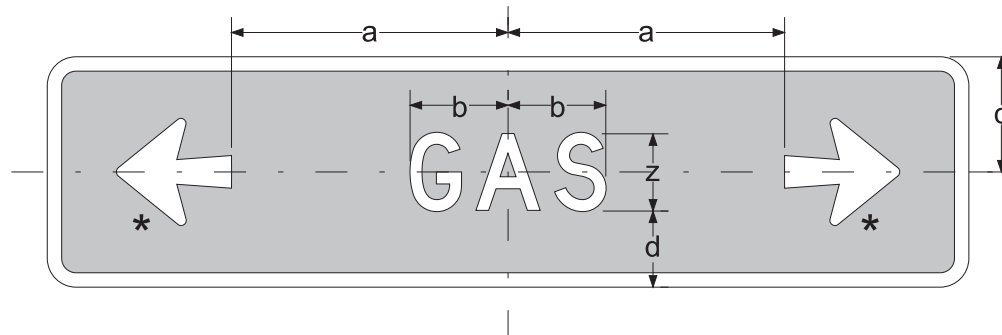
SIZE DIMENSION	78 X 36	
RADIUS	3	
MARGIN		
BORDER	1	
a	30.9	
b	6	
c	27.4	
d	8	
e	13	
f	7	
g	1	
h	7	
i	4.4	
j	11.2	
k	5.4	
l		
m		
n	* Use	
o	5-13 ARROW	
p		
q		
r		
s		
t		
u		
v		
w		
x		
y	6E MOD.	
z	8E MOD.	



HOSPITAL __ MILES (with Arrow)		
APPROVED	DATE OF REV.	
1/1/73	5/1/13	SIGN NUMBER E10-4 (R or L)

- NOTES:
1. All dimensions are in inches.
 2. Color - White legend and border on blue background, fully reflectorized.
 3. Appropriate mileage to be specified.
 4. Arrows to be designated left (L) or right (R).

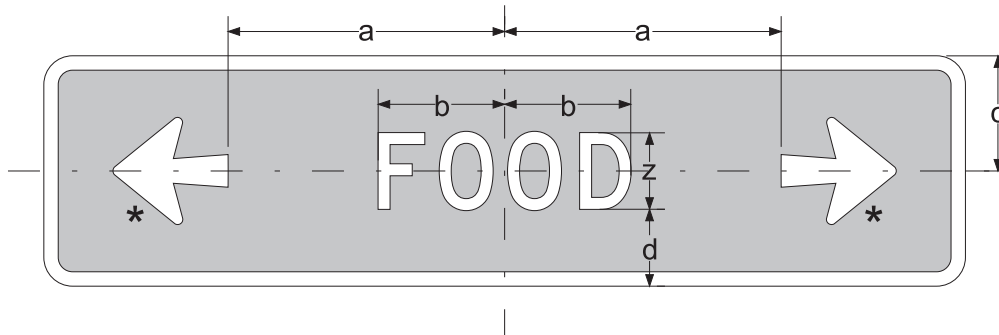
SIZE DIMENSION	48 X 12	
RADIUS	1.5	
MARGIN		
BORDER	.75	
a	14.4	
b	5.1	
c	6	
d	4	
e		
f		
g		
h		
i	*Use	
j	1-6 ARROW	
k		
l		
m		
n		
o		
p		
q		
r		
s		
t		
u		
v		
w		
x		
y		
z	4D	



GAS (with Arrows)		
APPROVED 1/1/73	DATE OF REV.	

- NOTES:
1. All dimensions are in inches.
 2. Color - White legend and border on blue background, fully reflectorized.
 3. For arrow dimensions see Sign Details, page 102.
 4. Arrows to be designated left (L), right (R), or left and right (LR).

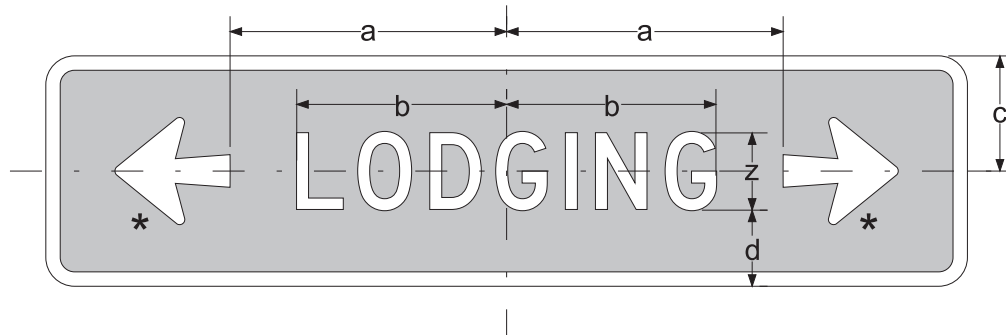
SIZE DIMENSION	48 X 12	
RADIUS	1.5	
MARGIN		
BORDER	.75	
a	14.4	
b	6.6	
c	6	
d	4	
e		
f		
g		
h		
i	*Use	
j	1-6 ARROW	
k		
l		
m		
n		
o		
p		
q		
r		
s		
t		
u		
v		
w		
x		
y		
z	4D	



FOOD (with Arrows)		
APPROVED 1/1/73	DATE OF REV.	

- NOTES:
1. All dimensions are in inches.
 2. Color - White legend and border on blue background, fully reflectorized.
 3. For arrow dimensions see Sign Details, page 102.
 4. Arrows to be designated left (L), right (R), or left and right (LR).

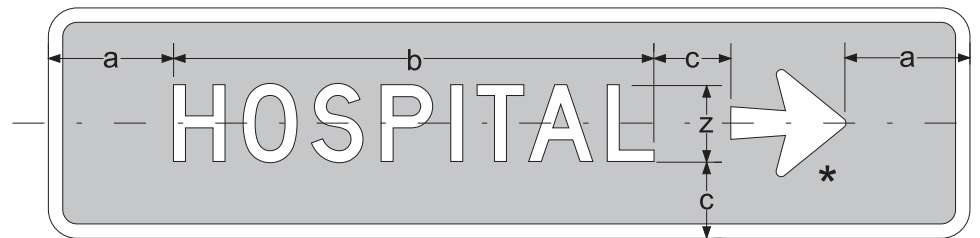
SIZE DIMENSION	48 X 12	
RADIUS	1.5	
MARGIN		
BORDER	.75	
a	14.4	
b	10.9	
c	6	
d	4	
e		
f		
g		
h		
i	*Use	
j	1-6 ARROW	
k		
l		
m		
n		
o		
p		
q		
r		
s		
t		
u		
v		
w		
x		
y		
z	4D	



LODGING (with Arrows)		
APPROVED 1/1/73	DATE OF REV.	

- NOTES:
1. All dimensions are in inches.
 2. Color - White legend and border on blue background, fully reflectorized.
 3. For arrow dimensions, see Sign Details, page 102.
 4. Arrows to be designated left (L), right (R), or left and right (LR).

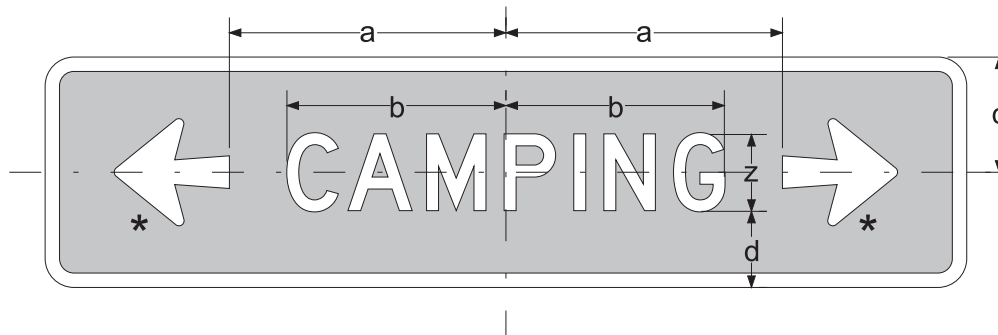
SIZE DIMENSION	48 X 12	
RADIUS	1.5	
MARGIN		
BORDER	.75	
a	6.5	
b	2.5	
c	4	
d		
e		
f		
g		
h		
i	*Use	
j	1-6 ARROW	
k		
l		
m		
n		
o		
p		
q		
r		
s		
t		
u		
v		
w		
x		
y		
z	4D	



HOSPITAL (with Arrow)		
APPROVED	DATE OF REV.	SIGN NUMBER
1/1/73		E10-8 (R or L)

- NOTES:
1. All dimensions are in inches.
 2. Color - White legend and border on blue background, fully reflectorized.
 3. For arrow dimensions, see Sign Details, page 102.
 4. Reverse legend for left directional guidance.

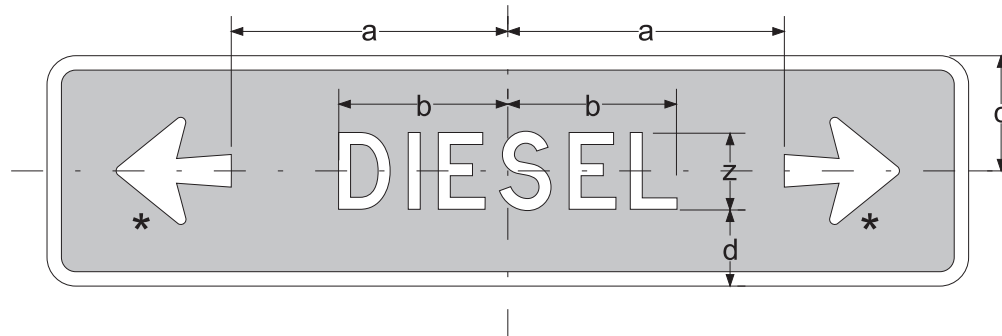
SIZE DIMENSION	48 X 12	
RADIUS	1.5	
MARGIN		
BORDER	.75	
a	14.4	
b	11.4	
c	6	
d	4	
e		
f		
g		
h		
i	*Use	
j	1-6 ARROW	
k		
l		
m		
n		
o		
p		
q		
r		
s		
t		
u		
v		
w		
x		
y		
z	4D	



CAMPING (with Arrows)		
APPROVED 1/1/73	DATE OF REV.	

- NOTES:
1. All dimensions are in inches.
 2. Color - White legend and border on blue background, fully reflectorized.
 3. For arrow dimensions, see Sign Details, page 102.
 4. Arrows to be designated left (L), right (R), or left and right (LR).

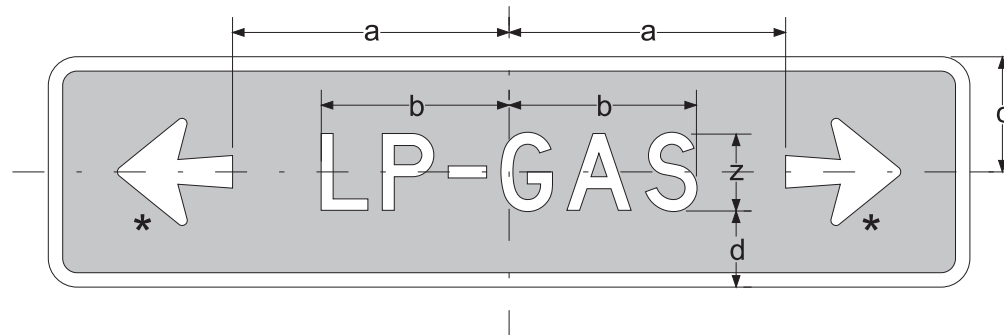
SIZE DIMENSION	48 X 12	
RADIUS	1.5	
MARGIN		
BORDER	.75	
a	14.4	
b	8.8	
c	6	
d	4	
e		
f		
g		
h		
i	*Use	
j	1-6 ARROW	
k		
l		
m		
n		
o		
p		
q		
r		
s		
t		
u		
v		
w		
x		
y		
z	4D	



DIESEL (with Arrows)		
APPROVED 1/1/73	DATE OF REV.	

- NOTES: 1. All dimensions are in inches.
2. Color - White legend and border on blue background, fully reflectorized.
3. For arrow dimensions, see Sign Details, page 102.
4. Arrows to be designated left (L), right (R), or left and right (LR).

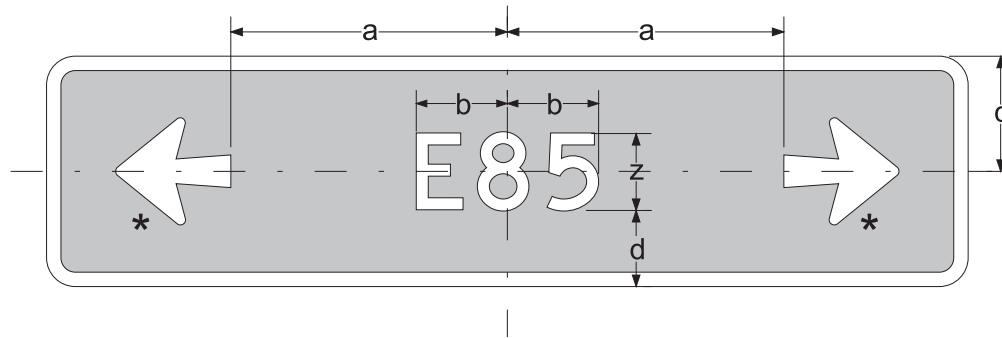
SIZE DIMENSION	48 X 12	
RADIUS	1.5	
MARGIN		
BORDER	.75	
a	14.4	
b	9.8	
c	6	
d	4	
e		
f		
g		
h		
i	*Use	
j	1-6 ARROW	
k		
l		
m		
n		
o		
p		
q		
r		
s		
t		
u		
v		
w		
x		
y		
z	4D	



LP-GAS (with Arrows)		
APPROVED 1/1/85	DATE OF REV.	

- NOTES:
1. All dimensions are in inches.
 2. Color - White legend and border on blue background, fully reflectorized.
 3. For arrow dimensions, see Sign Details, page 102.
 4. Arrows to be designated left (L), right (R), or left and right (LR).

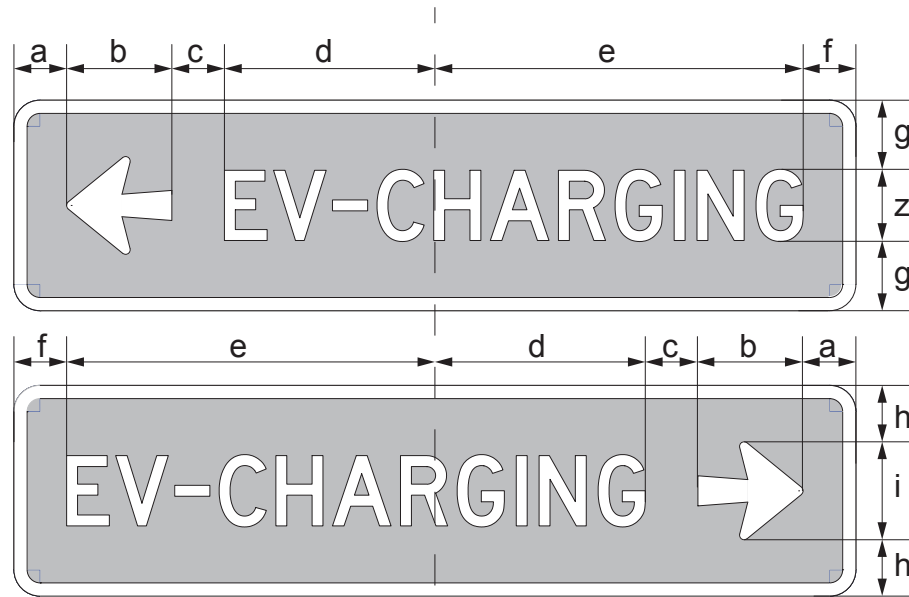
SIZE DIMENSION	48 X 12	
RADIUS	1.5	
MARGIN		
BORDER	.75	
a	14.4	
b	4.7	
c	6	
d	4	
e		
f		
g		
h		
i	*Use	
j	1-6 ARROW	
k		
l		
m		
n		
o		
p		
q		
r		
s		
t		
u		
v		
w		
x		
y		
z	4D	




E85 (with Arrows)		
APPROVED 3/16/06	DATE OF REV.	

- NOTES:
1. All dimensions are in inches.
 2. Color - White legend and border on blue background, fully reflectorized.
 3. For arrow dimensions, see Sign Details, page 102.
 4. Arrows to be designated left (L), right (R), or left and right (LR).

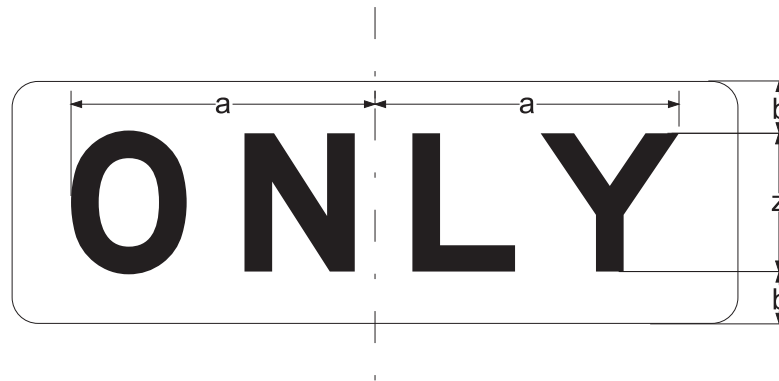
SIZE DIMENSION	48 X 12	
RADIUS	1.5	
MARGIN		
BORDER	.8	
a	3	
b	6	
c	3	
d	12	
e	21	
f	3	
g	4	
h	3.2	
i	5.6	
j		
k		
l	*Use	
m	1-6 ARROW	
n		
o		
p		
q		
r		
s		
t		
u		
v		
w		
x		
y		
z	4D	



1. All dimensions are in inches.
2. Color - White legend and border on blue background, fully reflectorized.
3. For arrow dimensions, see Sign Details, page 102.
4. Arrows to be designated left (L) or right (R).

EV-CHARGING (with Arrows)		
APPROVED 4/29/15	DATE OF REV.	SIGN NUMBER E10-13 (R or L)

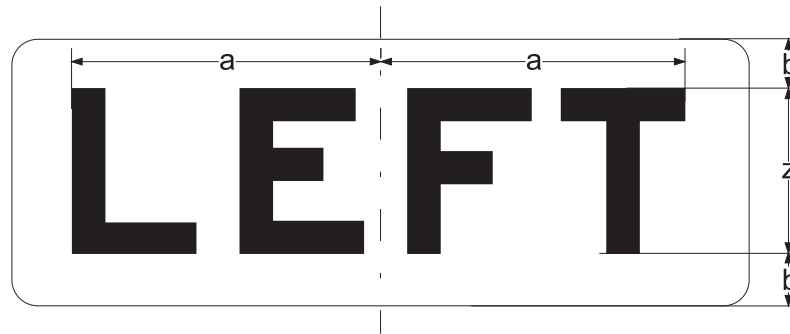
SIZE DIMENSION	42 X 14	52 X 16
RADIUS	1.5	1.5
MARGIN		
BORDER		
a	16.4	20.5
b	3	3
c		
d		
e		
f		
g		
h		
i		
j		
k		
l		
m		
n		
o		
p		
q		
r		
s		
t		
u		
v		
w		
x		
y		
z	8E MOD.	10E MOD.




ONLY (Overlay)		
APPROVED 7/26/73	DATE OF REV. 12/1/15	

- NOTES: 1. All dimensions are in inches.
2. Color - Black legend on yellow reflectorized background.

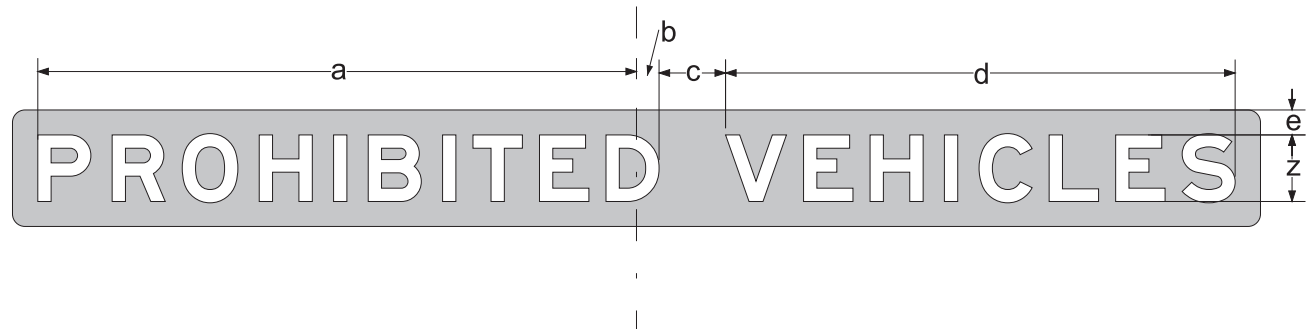
SIZE DIMENSION	44 X 16	54 X 18
RADIUS	1.5	1.5
MARGIN		
BORDER		
a	18.3	21.9
b	3	3
c		
d		
e		
f		
g		
h		
i		
j		
k		
l		
m		
n		
o		
p		
q		
r		
s		
t		
u		
v		
w		
x		
y		
z	10E MOD.	12E MOD.




LEFT (Overlay)		
APPROVED	DATE OF REV.	SIGN NUMBER
5/1/13		E11-2

- NOTES: 1. All dimensions are in inches.
2. Color - Black legend on yellow reflectorized background.

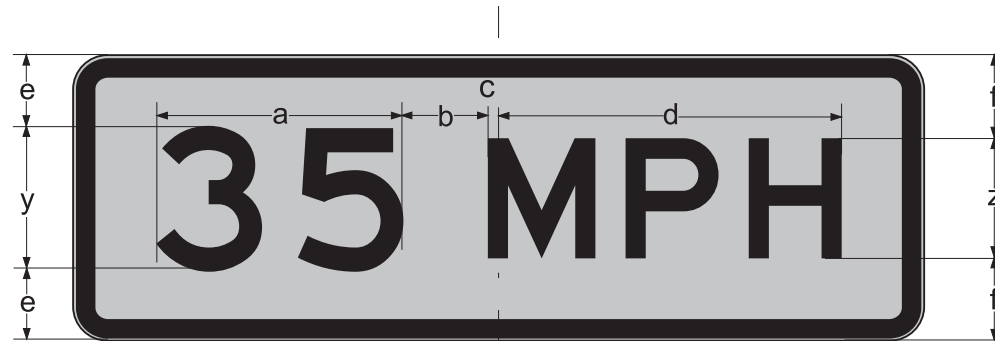
SIZE DIMENSION	114 X 10	150 X 14	186 X 16
RADIUS	1.5	1.5	1.5
MARGIN			
BORDER			
a	54	72	90
b	2	2.7	3.4
c	6	8	10
d	46	61.2	76.6
e	2	3	3
f			
g			
h			
i			
j			
k			
l			
m			
n			
o			
p			
q			
r			
s			
t			
u			
v			
w			
x			
y			
z	6E MOD.	8E MOD.	10E MOD.



PROHIBITED VEHICLES (Overlay)		
APPROVED	DATE OF REV.	SIGN NUMBER
9/1/79	8/21/06	E11-X2

- NOTES: 1. All dimensions are in inches.
2. Color - White legend on red background, fully reflectorized.

SIZE DIMENSION	72 X 24	
RADIUS	3	
MARGIN	.63	
BORDER	.88	
a	21.1	
b	7	
c	.9	
d	29	
e	6	
f	7	
g		
h		
i		
j		
k		
l		
m		
n		
o		
p		
q		
r		
s		
t		
u		
v		
w		
x		
y	12E	
z	10E	



Exit Gore Advisory Speed (Plaque)		
APPROVED	DATE OF REV.	
5/1/13		E13-1P

- NOTES: 1. All dimensions are in inches.
 2. Color - White legend and border on yellow reflectorized background.