
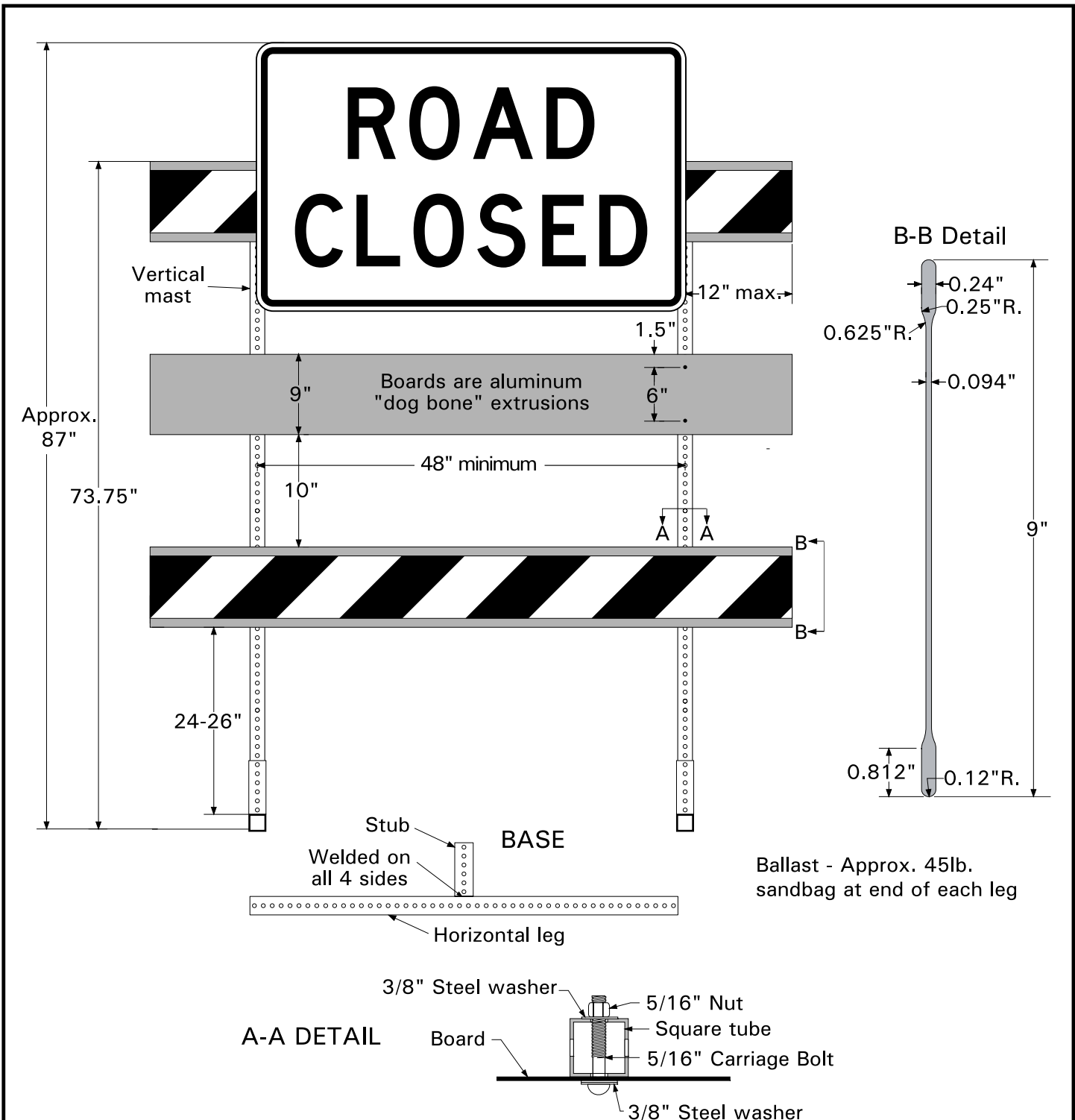


<p>APPROVED</p> <p>7/15/05</p>	<p>DATE OF REV.</p>	<p>Mn/DOT TYPE III BARRICADE</p> <p>1.75" SQUARE TUBE BASE</p>		
--------------------------------	---------------------	--	---	--



Parts List:


All square tube galvanized steel with 0.4375" (7/16") holes on either 1" centers or drilled as needed.

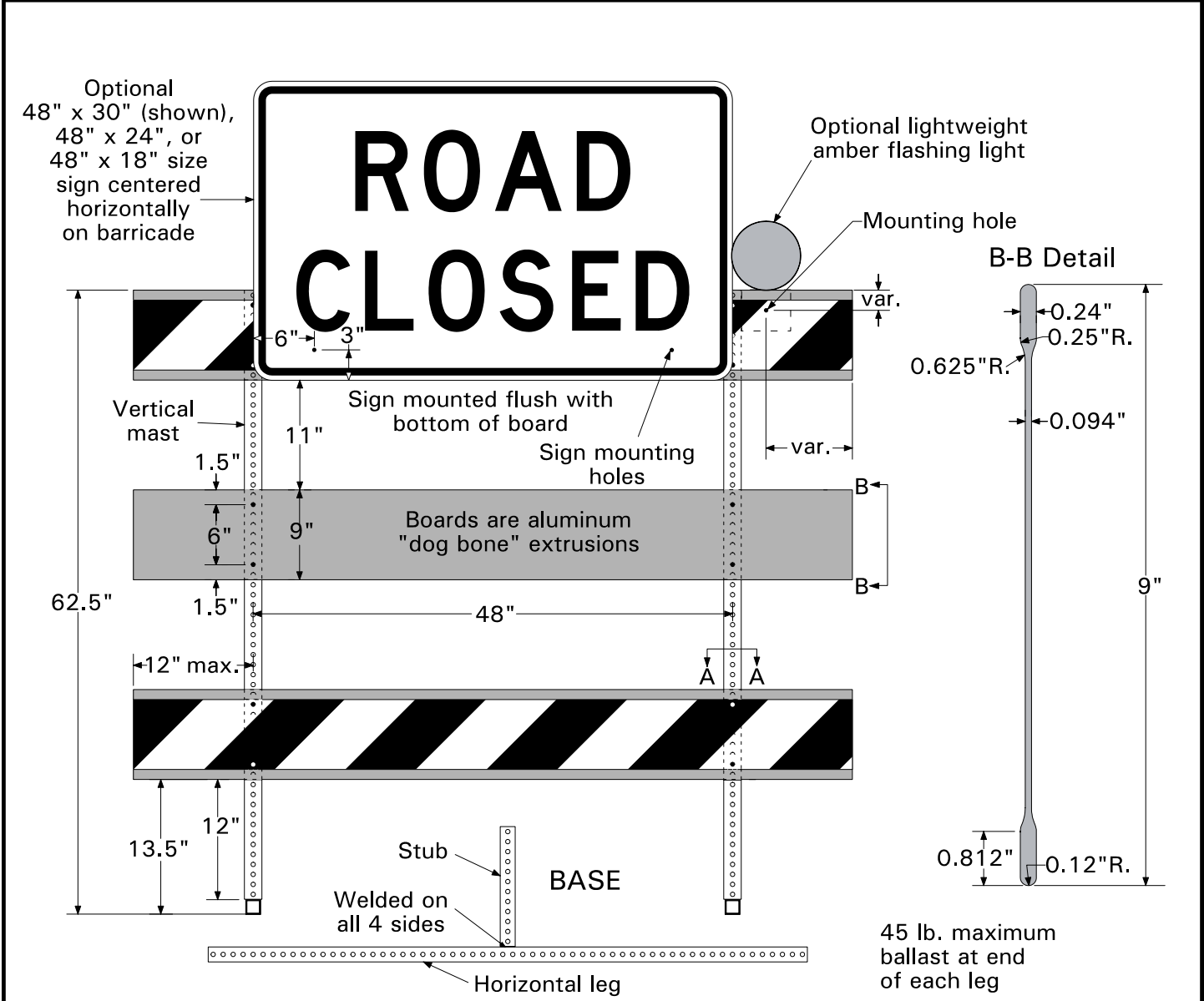
(2) horizontal legs - 12 gauge 1.75" x 1.75" x 48" long.

(2) vertical stubs - 12 gauge 1.75" x 1.75" x 6-12" long.

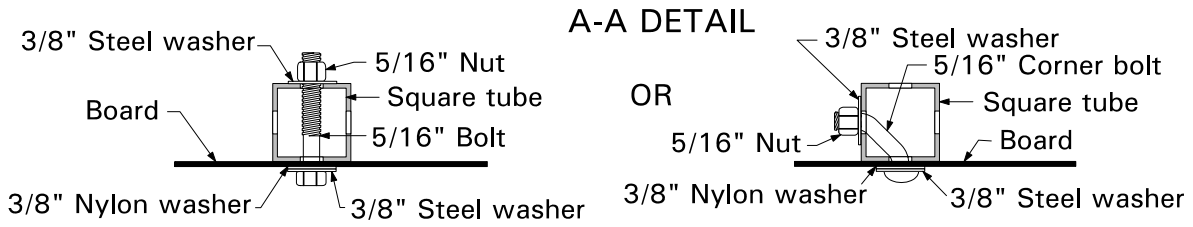
(2) vertical masts - 12 gauge 1.5" x 1.5" x 72" long.

Fastening hardware: 5/16" (0.3125") stainless steel or grade 5 zinc plated bolts and washers, nylon insert lock nuts, and nylon washers.

<p>APPROVED 5/3/06</p>	<p>DATE OF REV.</p>	<p>TYPE III BARRICADE 1.75" SQUARE TUBE BASE 1.5" SQUARE TUBE MASTS</p>		
--	----------------------------	--	---	--



45 lb. maximum ballast at end of each leg



Parts List:

- All square tube 12 gauge galvanized steel with 0.4375" (7/16") holes on either 1" centers or drilled as needed.
- (2) horizontal legs - 1.5" x 1.5" x 60" long.
- (2) vertical stubs - 1.5" x 1.5" x 12" long.
- (2) vertical masts - 1.75" x 1.75" x 60" long.
- Fastening hardware: 5/16" (0.3125") stainless steel or grade 5 zinc plated bolts and washers, nylon insert lock nuts, and nylon washers.

Note: See Standard Plate 000000 for sign sheeting specifications and generic dimension requirements.

<p>APPROVED 12/1/05</p>	<p>DATE OF REV.</p>	<p>Mn/DOT TYPE III BARRICADE 1.5" SQUARE TUBE BASE</p>		
---	----------------------------	--	---	--