

View Vehicles Report, WIM #037


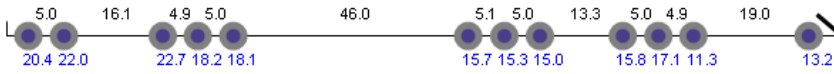

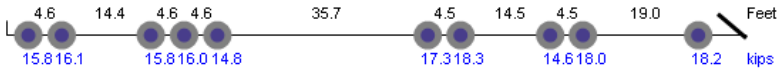



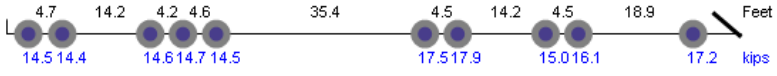

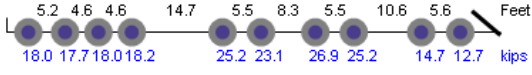

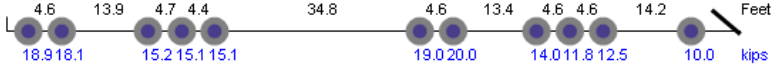



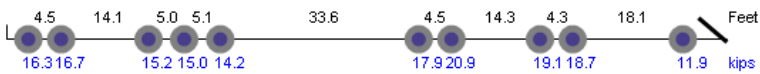

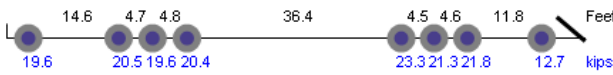

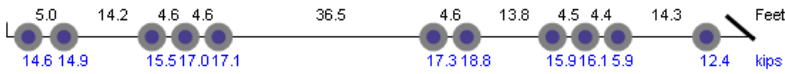
Dates: 01/01/2019 - 01/31/2019

Classes: 4-14

GVW Above: 150 kips; GVW Below: 500 kips; Steer Above: 5 kips; Speed Above: 25 mph

Hour Range: 0-23

Minnesota Department of Transportation
Office of Transportation System Management
Generated by BullReporter

Thumbnail	Vehicle Data
<p>Photo Not Available</p> 	<p>Lane-1 [21077] Class-13 63mph 205.0kips ESAL=9.177 1/3/2019 12:08:02</p> 
<p>Photo Not Available</p> 	<p>Lane-1 [57201] Class-13 43mph 164.9kips ESAL=5.459 1/4/2019 14:38:17 <i>Overweight. Over GVW.</i></p> 
<p>Photo Not Available</p> 	<p>Lane-1 [3906] Class-13 60mph 177.5kips ESAL=4.733 1/7/2019 12:00:35 <i>Overweight. Over GVW.</i></p> 
<p>Photo Not Available</p> 	<p>Lane-1 [32401] Class-13 63mph 156.2kips ESAL=4.139 1/8/2019 13:06:03 <i>Overweight. Over GVW.</i></p> 
<p>Photo Not Available</p> 	<p>Lane-2 [17061] Class-13 32mph 199.5kips ESAL=13.301 1/10/2019 09:06:46</p> 
<p>Photo Not Available</p> 	<p>Lane-1 [23462] Class-13 65mph 169.8kips ESAL=5.340 1/10/2019 13:21:20 <i>Overweight. Over GVW.</i></p> 
	<p>Lane-2 [55844] Class-13 72mph 166.7kips ESAL=11.756 1/16/2019 08:56:55</p> 
	<p>Lane-1 [7394] Class-13 62mph 165.8kips ESAL=5.746 1/16/2019 17:41:33 <i>Overweight. Over GVW.</i></p> 
	<p>Lane-2 [21392] Class-13 69mph 159.1kips ESAL=10.857 1/17/2019 10:43:03 <i>Overweight. Over GVW.</i></p> 
	<p>Lane-1 [49349] Class-13 66mph 165.4kips ESAL=4.253 1/23/2019 05:21:18 <i>Overweight. Over GVW.</i></p> 

Thumbnail

Vehicle Data

Photo Not Available

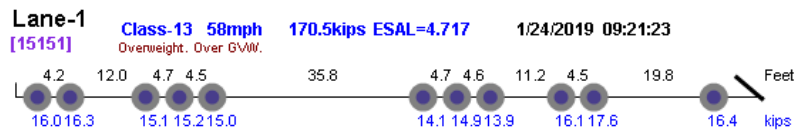


Photo Not Available

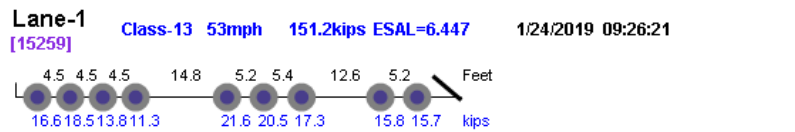


Photo Not Available

