

View Vehicles Report, WIM #033





Dates: 01/01/2019 - 01/31/2019

Classes: 4-14

GVW Above: 150 kips; GVW Below: 500 kips; Steer Above: 5 kips; Speed Above: 25 mph

Hour Range: 0-23

Minnesota Department of Transportation
Office of Transportation System Management
Generated by BullReporter

Thumbnail	Vehicle Data
	<p>Lane-1 [6006] Class-13 48mph 159.0kips ESAL=6.859 1/4/2019 14:34:43</p> <p>L 5.0 14.3 4.7 4.7 32.0 4.6 4.5 4.6 10.2 Feet 11.5 11.5 14.6 16.2 16.6 25.2 24.2 14.2 12.5 12.7 kips</p>
	<p>Lane-2 [27502] Class-13 51mph 168.0kips ESAL=8.552 1/9/2019 14:22:22</p> <p>L 5.0 14.2 4.6 4.6 31.9 4.6 4.5 4.6 10.2 Feet 12.9 12.4 14.5 17.5 17.7 26.7 25.8 14.1 13.1 13.4 kips</p>
	<p>Lane-1 [28034] Class-13 51mph 161.2kips ESAL=6.971 1/9/2019 15:45:28</p> <p>L 5.0 14.3 4.7 4.6 32.0 4.7 4.5 4.6 10.2 Feet 12.6 12.4 15.2 15.8 16.3 24.0 25.3 14.3 12.7 12.7 kips</p>
	<p>Lane-2 [1031] Class-13 57mph 159.8kips ESAL=6.800 1/26/2019 10:45:41 <i>Overweight. Over GVW.</i></p> <p>L 5.0 14.3 4.6 4.6 31.8 4.6 4.5 4.6 10.2 Feet 10.4 10.0 17.3 19.1 19.1 22.9 23.0 13.2 13.3 11.6 kips</p>