

# View Vehicles Report, WIM #026

Dates: 01/01/2019 - 01/31/2019

Classes: 4-14

GVW Above: 150 kips; GVW Below: 500 kips; Steer Above: 5 kips; Speed Above: 25 mph

Hour Range: 0-23

Minnesota Department of Transportation  
Office of Transportation System Management  
Generated by BullReporter








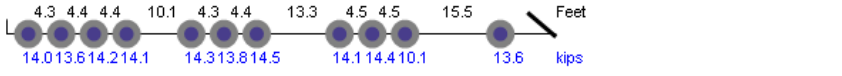



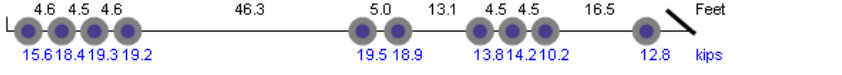





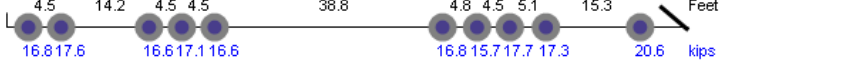

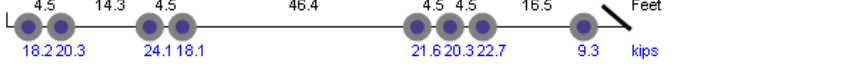
Thumbnail	Vehicle Data
Photo Not Available 	<p><b>Lane-1</b> [14373] <b>Class-13 64mph</b> <b>165.8kips ESAL=5.960</b> <b>1/2/2019 08:04:07</b> <i>Overweight. Over GVW.</i></p>  <p>4.5 4.5 16.6 4.5 30.0 5.0 5.1 26.4 4.4 23.5 13.4 13.2 12.6 13.8 13.2 11.7 12.1 13.2 22.5 24.3 15.7</p>
Photo Not Available 	<p><b>Lane-1</b> [34468] <b>Class-13 73mph</b> <b>225.6kips ESAL=12.036</b> <b>1/3/2019 10:14:46</b></p>  <p>5.0 16.1 5.0 5.0 45.9 5.0 5.1 13.4 5.0 5.0 18.9 22.0 22.7 21.9 20.8 19.4 17.9 17.5 18.2 16.9 17.6 16.1 14.6</p>
Photo Not Available 	<p><b>Lane-1</b> [36598] <b>Class-13 71mph</b> <b>205.5kips ESAL=10.200</b> <b>1/3/2019 12:08:09</b> <i>Overweight. Over GVW.</i></p>  <p>4.5 14.2 5.1 5.0 32.9 4.5 4.7 8.9 4.5 4.6 15.3 15.3 14.2 22.2 24.1 24.2 17.8 17.7 14.9 15.0 15.5 10.8 13.9 kips</p>
Photo Not Available 	<p><b>Lane-1</b> [49218] <b>Class-13 66mph</b> <b>150.7kips ESAL=2.555</b> <b>1/4/2019 07:37:44</b> <i>Overweight. Over GVW.</i></p>  <p>4.3 4.4 4.4 10.1 4.3 4.4 13.3 4.5 4.5 15.5 14.0 13.6 14.2 14.1 14.3 13.8 14.5 14.1 14.4 10.1 13.6 kips</p>
Photo Not Available 	<p><b>Lane-4</b> [7128] <b>Class-13 66mph</b> <b>182.5kips ESAL=10.529</b> <b>1/5/2019 10:46:26</b> <i>Overweight. Over GVW.</i></p>  <p>5.1 14.2 5.1 36.9 4.9 13.8 4.4 23.0 20.6 20.3 19.5 20.9 22.5 21.5 21.4 21.3 14.5 kips</p>
Photo Not Available 	<p><b>Lane-4</b> [40303] <b>Class-13 63mph</b> <b>162.0kips ESAL=5.531</b> <b>1/7/2019 07:55:20</b></p>  <p>4.6 4.5 4.6 46.3 5.0 13.1 4.5 4.5 16.5 15.6 18.4 19.3 19.2 19.5 18.9 13.8 14.2 10.2 12.8 kips</p>
Photo Not Available 	<p><b>Lane-4</b> [62420] <b>Class-13 59mph</b> <b>198.1kips ESAL=7.390</b> <b>1/8/2019 14:52:33</b> <i>Overweight. Over GVW.</i></p>  <p>5.1 4.6 14.5 4.6 4.6 38.5 4.6 4.6 14.4 4.4 20.3 13.4 12.9 13.2 18.0 18.9 19.3 14.9 15.7 15.5 19.4 20.3 16.6 kips</p>
Photo Not Available 	<p><b>Lane-1</b> [10096] <b>Class-13 65mph</b> <b>174.8kips ESAL=10.222</b> <b>1/9/2019 12:06:30</b> <i>Overweight. Over GVW.</i></p>  <p>12.0 5.1 5.1 35.0 4.5 14.2 5.1 17.9 21.3 20.1 19.9 20.7 20.4 20.2 19.4 21.2 11.7 kips</p>
Photo Not Available 	<p><b>Lane-1</b> [21262] <b>Class-13 69mph</b> <b>172.7kips ESAL=6.748</b> <b>1/10/2019 06:39:19</b> <i>Overweight. Over GVW.</i></p>  <p>4.5 14.2 4.5 4.5 38.8 4.8 4.5 5.1 15.3 16.8 17.6 16.6 17.1 16.6 16.8 15.7 17.7 17.3 20.6 kips</p>
Photo Not Available 	<p><b>Lane-1</b> [40152] <b>Class-13 65mph</b> <b>154.5kips ESAL=9.183</b> <b>1/11/2019 08:45:14</b></p>  <p>4.5 14.3 4.5 46.4 4.5 4.5 16.5 18.2 20.3 24.1 18.1 21.6 20.3 22.7 9.3 kips</p>

Photo Not Available



Lane-1 Class-13 71mph 156.6kips ESAL=9.552 1/11/2019 09:17:03  
Overweight. Over GVW.

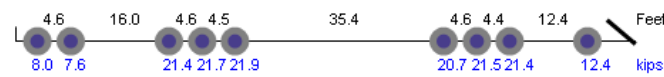


Photo Not Available



Lane-1 Class-13 70mph 178.2kips ESAL=7.428 1/11/2019 13:58:46  
Overweight. Over GVW.

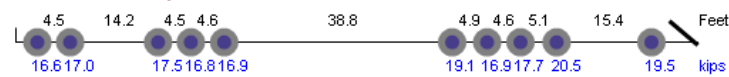


Photo Not Available



Lane-1 Class-13 65mph 191.5kips ESAL=11.925 1/15/2019 07:22:02  
Overweight. Over GVW.

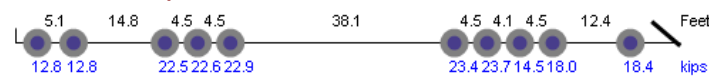


Photo Not Available



Lane-4 Class-13 62mph 164.8kips ESAL=10.061 1/15/2019 11:13:30  
Overweight. Over GVW.

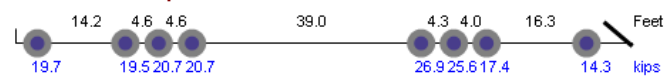


Photo Not Available



Lane-1 Class-13 66mph 165.5kips ESAL=5.635 1/15/2019 12:14:59  
Overweight. Over GVW.

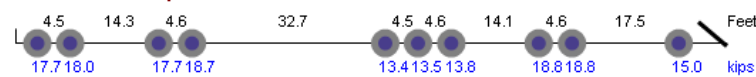


Photo Not Available



Lane-4 Class-13 52mph 175.6kips ESAL=10.349 1/16/2019 07:11:25

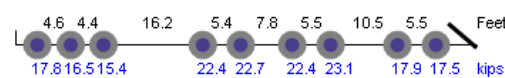


Photo Not Available



Lane-1 Class-13 65mph 184.1kips ESAL=8.652 1/16/2019 15:24:09  
Overweight. Over GVW.

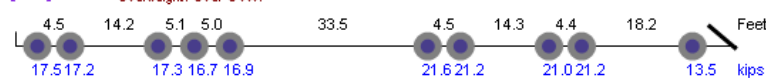


Photo Not Available



Lane-1 Class-13 75mph 152.4kips ESAL=6.959 1/16/2019 16:50:26  
Overweight. Over GVW.

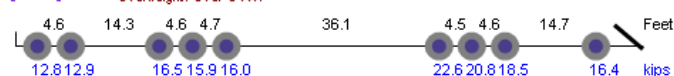


Photo Not Available



Lane-1 Class-13 63mph 180.0kips ESAL=6.408 1/17/2019 08:10:33  
Overweight. Over GVW.

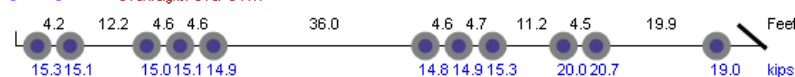


Photo Not Available



Lane-1 Class-13 53mph 155.2kips ESAL=8.701 1/17/2019 09:47:09  
Overweight. Over GVW.

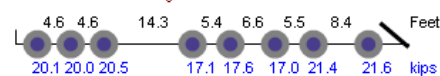


Photo Not Available



Lane-1 Class-13 70mph 179.2kips ESAL=9.734 1/17/2019 12:05:45  
Overweight. Over GVW.

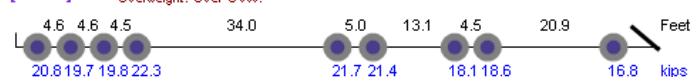


Photo Not Available

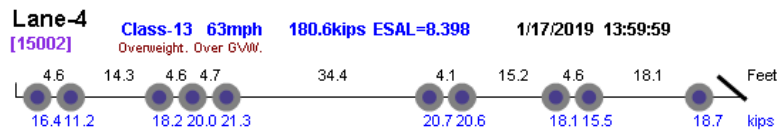


Photo Not Available

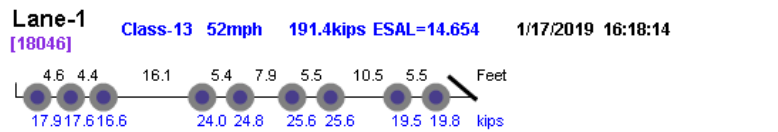


Photo Not Available

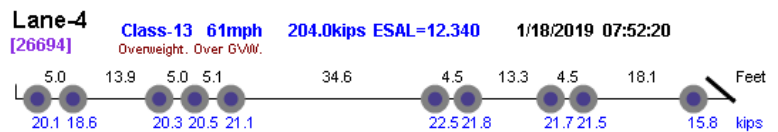


Photo Not Available



Photo Not Available

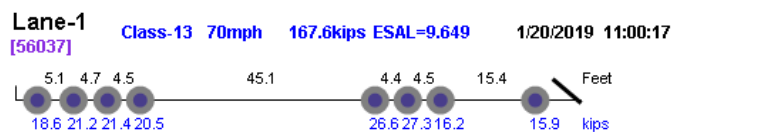


Photo Not Available

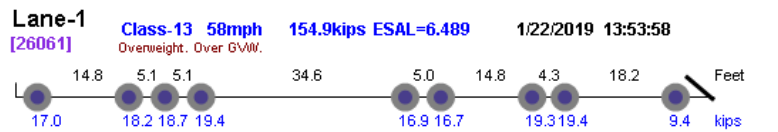
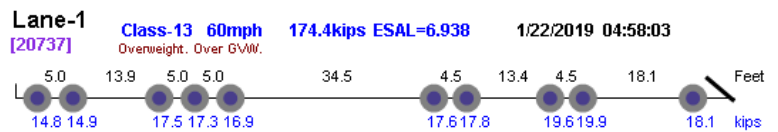
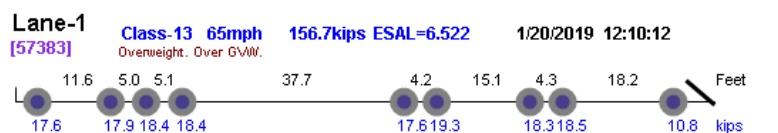


Photo Not Available

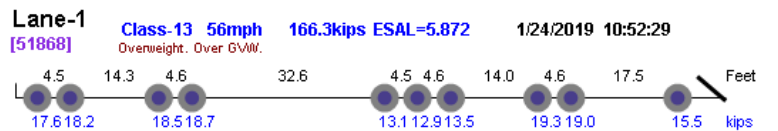


Photo Not Available

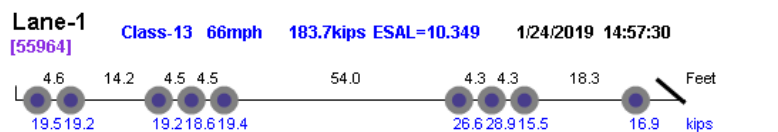


Photo Not Available

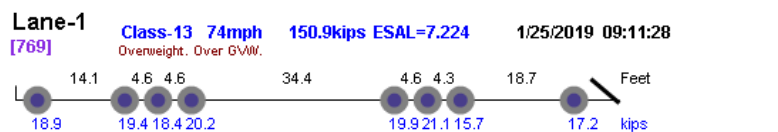


Photo Not Available



Lane-1 Class-13 57mph 169.5kips ESAL=11.827 1/25/2019 10:10:57  
[1730] *Overweight. Over GVW.*




Photo Not Available



Lane-1 Class-13 62mph 233.0kips ESAL=16.024 1/25/2019 15:34:43  
[8955]

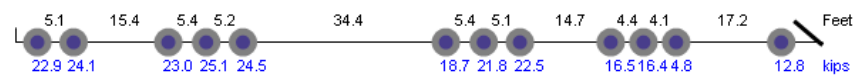
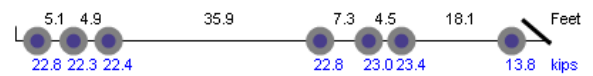


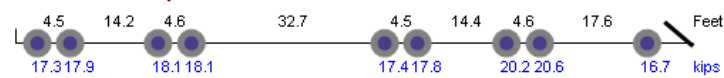
Photo Not Available



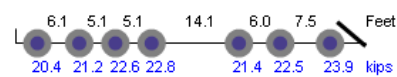
Lane-1 Class-13 66mph 150.5kips ESAL=12.196 1/26/2019 10:44:10  
[20938] *Overweight. Over GVW.*



Lane-1 Class-13 55mph 164.1kips ESAL=6.907 1/27/2019 09:59:14  
[33270] *Overweight. Over GVW.*



Lane-1 Class-13 65mph 154.7kips ESAL=11.756 1/30/2019 10:30:01  
[7644]



Lane-1 Class-13 65mph 192.4kips ESAL=15.048 1/31/2019 08:08:08  
[15882] *Overweight. Over GVW.*

