

# View Vehicles Report, WIM #037




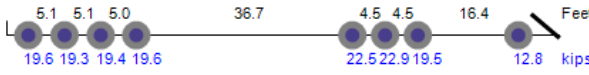

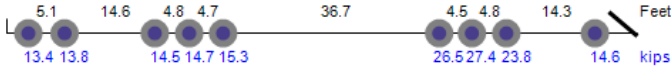

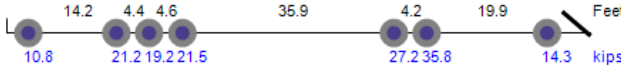




Dates: 11/01/2018 - 11/30/2018

Classes: 4-14

GVW Above: 150 kips; GVW Below: 500 kips; Steer Above: 5 kips; Speed Above: 25 mph

Hour Range: 0-23

Minnesota Department of Transportation  
Office of Transportation System Management  
Generated by BullReporter

Thumbnail	Vehicle Data
<p>Photo Not Available</p> 	<p><b>Lane-1</b> [8716] <span style="color: blue;">Class-13 51mph</span> <span style="color: blue;">182.4kips</span> <span style="color: blue;">ESAL=8.159</span> <span style="color: blue;">11/2/2018 12:25:27</span> <i>Overweight. Over GVW.</i></p>  <p style="font-size: small;">WIM diagram showing axle weights (kips) and distances (feet) for a vehicle in Lane-1. Axle weights: 4.5, 14.2, 4.6, 4.6, 34.9, 4.5, 14.0, 4.5, 17.6. Total weight: 13.4 kips.</p>
<p>Photo Not Available</p> 	<p><b>Lane-1</b> [63392] <span style="color: blue;">Class-13 56mph</span> <span style="color: blue;">155.7kips</span> <span style="color: blue;">ESAL=9.002</span> <span style="color: blue;">11/7/2018 10:52:07</span> <i>Overweight. Over GVW.</i></p>  <p style="font-size: small;">WIM diagram showing axle weights (kips) and distances (feet) for a vehicle in Lane-1. Axle weights: 5.1, 5.1, 5.0, 36.7, 4.5, 4.5, 16.4. Total weight: 12.8 kips.</p>
<p>Photo Not Available</p> 	<p><b>Lane-2</b> [44804] <span style="color: blue;">Class-13 69mph</span> <span style="color: blue;">163.9kips</span> <span style="color: blue;">ESAL=11.644</span> <span style="color: blue;">11/8/2018 15:12:07</span> <i>Overweight. Over GVW.</i></p>  <p style="font-size: small;">WIM diagram showing axle weights (kips) and distances (feet) for a vehicle in Lane-2. Axle weights: 5.1, 14.6, 4.8, 4.7, 36.7, 4.5, 4.8, 14.3. Total weight: 14.6 kips.</p>
<p>Photo Not Available</p> 	<p><b>Lane-1</b> [14948] <span style="color: blue;">Class-13 62mph</span> <span style="color: blue;">150.0kips</span> <span style="color: blue;">ESAL=16.157</span> <span style="color: blue;">11/9/2018 13:25:52</span> <i>Overweight. Over GVW.</i></p>  <p style="font-size: small;">WIM diagram showing axle weights (kips) and distances (feet) for a vehicle in Lane-1. Axle weights: 14.2, 4.4, 4.6, 35.9, 4.2, 19.9. Total weight: 14.3 kips.</p>
<p>Photo Not Available</p> 	<p><b>Lane-1</b> [26358] <span style="color: blue;">Class-13 52mph</span> <span style="color: blue;">174.2kips</span> <span style="color: blue;">ESAL=8.375</span> <span style="color: blue;">11/16/2018 08:08:33</span> <i>Overweight. Over GVW.</i></p>  <p style="font-size: small;">WIM diagram showing axle weights (kips) and distances (feet) for a vehicle in Lane-1. Axle weights: 5.1, 4.5, 4.5, 15.0, 5.4, 7.9, 5.4, 10.4, 5.5. Total weight: 16.9 kips.</p>
<p>Photo Not Available</p> 	<p><b>Lane-2</b> [16751] <span style="color: blue;">Class-13 70mph</span> <span style="color: blue;">150.7kips</span> <span style="color: blue;">ESAL=7.554</span> <span style="color: blue;">11/28/2018 13:39:12</span> <i>Overweight. Over GVW.</i></p>  <p style="font-size: small;">WIM diagram showing axle weights (kips) and distances (feet) for a vehicle in Lane-2. Axle weights: 14.4, 5.1, 5.1, 35.2, 4.5, 4.2, 21.5. Total weight: 10.7 kips.</p>