

View Vehicles Report, WIM #059

Dates: 10/01/2018 - 10/31/2018

Classes: 4-14

GVW Above: 150 kips; GVW Below: 500 kips; Steer Above: 5 kips; Speed Above: 25 mph

Hour Range: 0-23

Minnesota Department of Transportation
Office of Transportation System Management
Generated by BullReporter

Thumbnail	Vehicle Data
<p>Photo Not Available</p>	<p>Lane-1 [22626] Class-13 69mph 154.2kips ESAL=4.135 10/1/2018 14:39:33 <i>Overweight. Over GVW.</i></p>
<p>Photo Not Available</p>	<p>Lane-1 [32288] Class-13 71mph 177.2kips ESAL=4.102 10/2/2018 11:33:46 <i>Overweight. Over GVW.</i></p>
<p>Photo Not Available</p>	<p>Lane-1 [47440] Class-13 74mph 239.4kips ESAL=14.815 10/3/2018 14:46:11 <i>Overweight. Over GVW.</i></p>
<p>Photo Not Available</p>	<p>Lane-1 [49664] Class-13 57mph 184.3kips ESAL=6.928 10/3/2018 16:51:54</p>
<p>Photo Not Available</p>	<p>Lane-1 [39256] Class-13 72mph 196.4kips ESAL=790.564 10/7/2018 20:50:45 <i>Unequal axle counts on sensors</i></p>
<p>Photo Not Available</p>	<p>Lane-1 [39283] Class-13 73mph 282.1kips ESAL=292.479 10/7/2018 20:57:21 <i>Significant weight differences (between left and right sensors). Unequal axle counts on sensors.</i></p>
<p>Photo Not Available</p>	<p>Lane-1 [51391] Class-13 71mph 177.0kips ESAL=831.950 10/8/2018 21:01:18 <i>Unequal axle counts on sensors</i></p>
<p>Photo Not Available</p>	<p>Lane-2 [61483] Class-14 68mph 181.2kips ESAL=304.196 10/14/2018 19:33:10 <i>Unequal axle counts on sensors</i></p>
<p>Photo Not Available</p>	<p>Lane-1 [17204] Class-13 73mph 153.0kips ESAL=7.679 10/16/2018 15:26:08 <i>Overweight. Over GVW.</i></p>
<p>Photo Not Available</p>	<p>Lane-1 [54868] Class-13 71mph 203.9kips ESAL=7.060 10/24/2018 18:04:42 <i>Max axle-count exceeded</i></p>

Photo Not Available

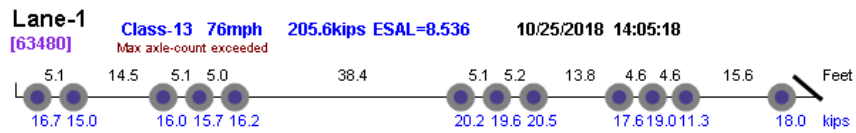


Photo Not Available

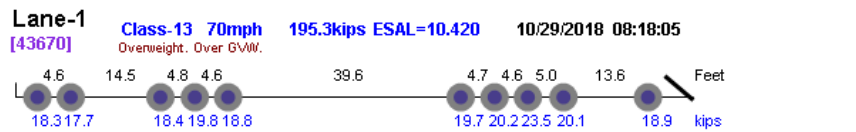


Photo Not Available



Photo Not Available



Photo Not Available

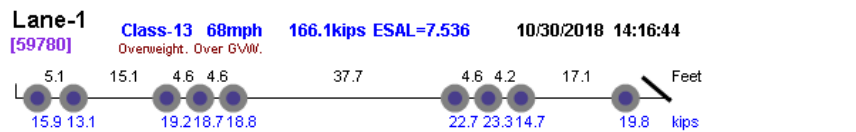


Photo Not Available

