

View Vehicles Report, WIM #042




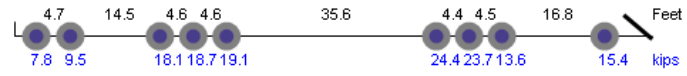



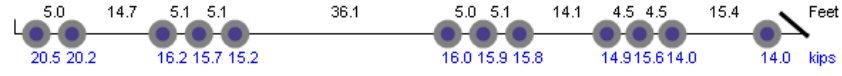



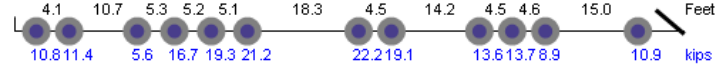



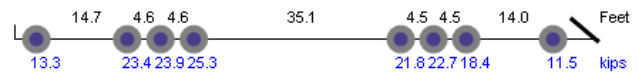

Dates: 10/01/2018 - 10/31/2018

Classes: 4-14

GVW Above: 150 kips; GVW Below: 500 kips; Steer Above: 5 kips; Speed Above: 25 mph

Hour Range: 0-23

Minnesota Department of Transportation
Office of Transportation System Management
Generated by BullReporter

Thumbnail	Vehicle Data
Photo Not Available 	<p>Lane-1 [57289] Class-13 40mph 193.2kips ESAL=6.480 10/1/2018 10:06:16 <i>Ovenweight. Over GVW.</i></p> 
Photo Not Available 	<p>Lane-1 [28503] Class-13 38mph 150.4kips ESAL=6.093 10/2/2018 10:09:49 <i>Ovenweight. Over GVW.</i></p> 
	<p>Lane-1 [39330] Class-13 40mph 178.1kips ESAL=4.852 10/2/2018 15:32:19</p> 
Photo Not Available 	<p>Lane-4 [3755] Class-13 53mph 193.9kips ESAL=6.507 10/3/2018 11:44:09 <i>Ovenweight. Over GVW.</i></p> 
Photo Not Available 	<p>Lane-1 [8065] Class-13 42mph 154.2kips ESAL=8.195 10/3/2018 14:05:14</p> 
Photo Not Available 	<p>Lane-1 [36190] Class-13 40mph 173.4kips ESAL=5.570 10/4/2018 09:18:05 <i>Ovenweight. Over GVW.</i></p> 
	<p>Lane-4 [18247] Class-13 56mph 168.0kips ESAL=6.092 10/17/2018 18:42:10 <i>Ovenweight. Over GVW.</i></p> 
	<p>Lane-4 [15110] Class-13 55mph 160.2kips ESAL=12.190 10/22/2018 19:03:37 <i>Ovenweight. Over GVW.</i></p> 
Photo Not Available 	<p>Lane-4 [11615] Class-13 58mph 159.1kips ESAL=5.279 10/24/2018 13:48:56 <i>Ovenweight. Over GVW.</i></p> 