

# View Vehicles Report, WIM #029











Dates: 09/01/2018 - 09/30/2018

Classes: 4-14

GVW Above: 150 kips; GVW Below: 500 kips; Steer Above: 5 kips; Speed Above: 25 mph

Hour Range: 0-23

Minnesota Department of Transportation  
Office of Transportation System Management  
Generated by BullReporter

Thumbnail	Vehicle Data
	<p><b>Lane-1</b> [1380] <b>Class-13 69mph 156.2kips ESAL=9.138</b> 9/2/2018 07:18:30</p> <p style="font-size: small;">L 4.5 4.5 4.5 43.1 4.5 4.6 16.3 Feet 16.8 16.8 18.3 18.4 21.1 21.9 24.2 18.8 kips</p>
	<p><b>Lane-1</b> [22908] <b>Class-13 68mph 151.1kips ESAL=7.264</b> 9/4/2018 07:36:16</p> <p style="font-size: small;">L 4.4 14.1 4.6 4.5 35.0 4.5 4.5 14.0 Feet 10.2 10.5 16.9 16.8 17.7 22.7 23.8 15.9 16.6 kips</p>
Photo Not Available 	<p><b>Lane-3</b> [24865] <b>Class-13 67mph 152.2kips ESAL=8.465</b> 9/4/2018 10:45:31</p> <p style="font-size: small;">L 5.1 5.0 5.1 37.0 4.5 4.6 16.5 Feet 18.1 18.3 17.5 16.6 23.1 23.5 19.4 15.9 kips</p>
	<p><b>Lane-1</b> [31729] <b>Class-13 58mph 158.3kips ESAL=6.077</b> 9/5/2018 06:19:48</p> <p style="font-size: small;">L 5.8 4.9 4.8 34.3 5.0 13.0 4.5 17.0 Feet 16.3 16.7 17.0 16.8 19.4 19.5 19.0 19.6 14.0 kips</p>
Photo Not Available 	<p><b>Lane-4</b> [38131] <b>Class-13 70mph 151.2kips ESAL=7.629</b> 9/5/2018 17:20:32</p> <p style="font-size: small;">L 4.5 4.7 4.5 35.0 4.6 4.6 16.6 Feet 18.1 20.6 16.4 18.0 20.3 23.8 17.1 16.9 kips</p>
	<p><b>Lane-3</b> [43695] <b>Class-13 69mph 153.0kips ESAL=11.725</b> 9/6/2018 12:14:00</p> <p style="font-size: small;">L 4.5 4.5 36.3 4.4 4.1 15.3 Feet 25.3 24.8 22.7 28.3 29.6 8.4 13.9 kips</p>
	<p><b>Lane-4</b> [49336] <b>Class-13 66mph 186.9kips ESAL=17.008</b> 9/7/2018 01:08:43</p> <p style="font-size: small;">L 5.1 14.4 4.8 4.7 38.5 4.4 4.5 13.8 Feet 10.1 9.7 26.4 27.4 25.7 28.9 29.7 18.0 11.0 kips</p>
	<p><b>Lane-1</b> [17387] <b>Class-13 62mph 189.3kips ESAL=6.937</b> 9/10/2018 08:42:51</p> <p style="font-size: small;">L 4.5 13.7 5.0 4.9 35.6 4.4 4.5 8.8 4.5 4.5 16.4 Feet 10.2 10.1 21.0 20.4 20.8 17.1 17.1 17.3 16.3 15.1 11.8 12.2 kips</p>
	<p><b>Lane-1</b> [17838] <b>Class-13 63mph 162.0kips ESAL=8.700</b> 9/10/2018 09:31:23</p> <p style="font-size: small;">L 4.5 4.5 4.5 35.4 4.4 4.5 16.4 Feet 20.0 21.1 21.8 22.5 20.9 20.5 17.0 18.2 kips</p>
Photo Not Available 	<p><b>Lane-3</b> [24459] <b>Class-10 74mph 150.2kips ESAL=19.678</b> 9/11/2018 05:33:47</p> <p style="font-size: small;">L 4.6 4.7 35.9 4.6 17.3 Feet 21.8 20.9 21.6 32.7 32.7 20.5 kips</p>

Thumbnail

Vehicle Data

Photo Not Available

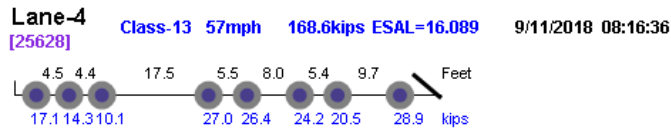


Photo Not Available

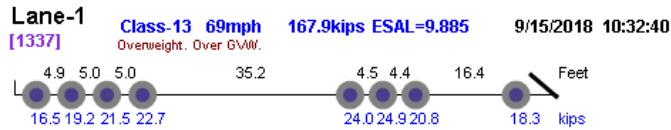
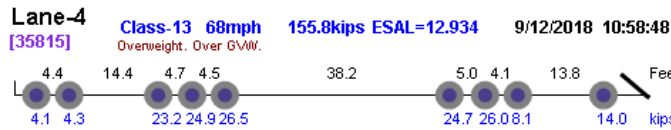
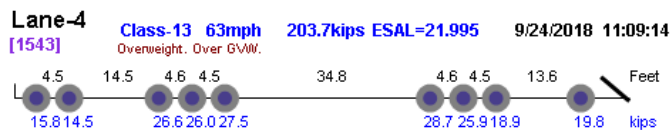
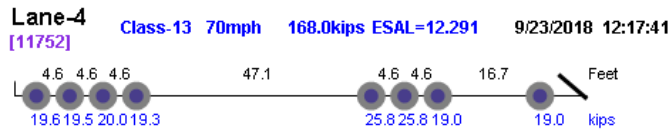
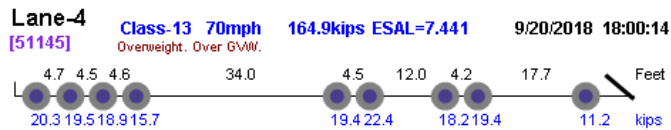
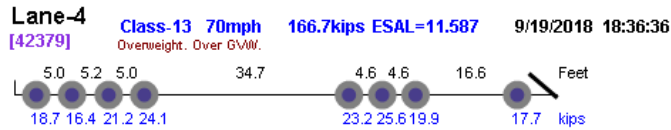
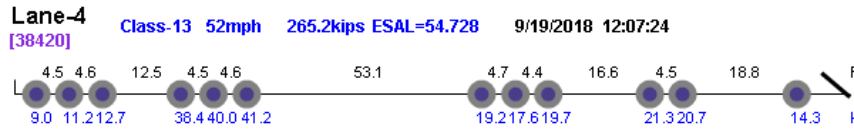
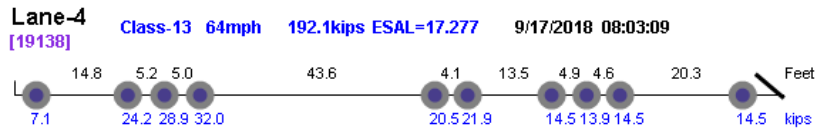


Photo Not Available



Thumbnail

Vehicle Data

