

View Vehicles Report, WIM #026

Dates: 09/01/2018 - 09/30/2018

Classes: 4-14

GVW Above: 150 kips; GVW Below: 500 kips; Steer Above: 5 kips; Speed Above: 25 mph

Hour Range: 0-23

Minnesota Department of Transportation
Office of Transportation System Management
Generated by BullReporter










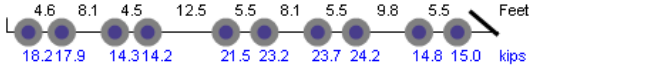



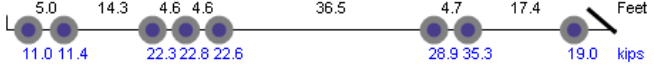

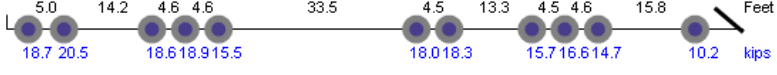



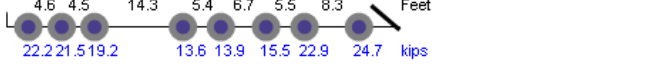
Thumbnail	Vehicle Data
<p>Photo Not Available</p> 	<p>Lane-4 [9480] Class-13 73mph 158.9kips ESAL=7.232 9/5/2018 07:49:35 <i>Overweight. Over GVW.</i></p> 
<p>Photo Not Available</p> 	<p>Lane-1 [12453] Class-13 66mph 151.9kips ESAL=7.671 9/5/2018 10:36:50 <i>Overweight. Over GVW.</i></p> 
<p>Photo Not Available</p> 	<p>Lane-1 [51412] Class-13 69mph 155.4kips ESAL=8.397 9/7/2018 09:44:58 <i>Overweight. Over GVW.</i></p> 
<p>Photo Not Available</p> 	<p>Lane-4 [54314] Class-13 68mph 168.5kips ESAL=7.977 9/10/2018 06:08:16 <i>Overweight. Over GVW.</i></p> 
<p>Photo Not Available</p> 	<p>Lane-1 [2433] Class-13 56mph 186.8kips ESAL=10.150 9/10/2018 16:19:18</p> 
<p>Photo Not Available</p> 	<p>Lane-1 [35540] Class-13 69mph 167.5kips ESAL=9.991 9/12/2018 12:27:52 <i>Overweight. Over GVW.</i></p> 
<p>Photo Not Available</p> 	<p>Lane-1 [13182] Class-13 68mph 173.2kips ESAL=19.425 9/17/2018 06:56:55 <i>Overweight. Over GVW.</i></p> 
<p>Photo Not Available</p> 	<p>Lane-4 [13944] Class-13 68mph 185.8kips ESAL=7.094 9/17/2018 07:38:51 <i>Overweight. Over GVW.</i></p> 
<p>Photo Not Available</p> 	<p>Lane-4 [16117] Class-13 53mph 150.3kips ESAL=5.393 9/17/2018 09:36:02 <i>Overweight. Over GVW.</i></p> 
<p>Photo Not Available</p> 	<p>Lane-1 [23763] Class-13 53mph 153.5kips ESAL=10.082 9/17/2018 15:04:58 <i>Overweight. Over GVW.</i></p> 

Photo Not Available



Lane-4
[32409] **Class-13 70mph** **150.0kips ESAL=7.251** **9/18/2018 06:02:01**
Overweight. Over GVW.

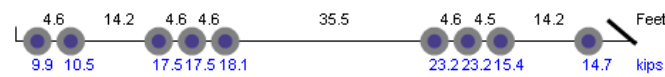


Photo Not Available



Lane-1
[32547] **Class-13 62mph** **152.9kips ESAL=3.958** **9/18/2018 06:14:56**
Overweight. Over GVW.

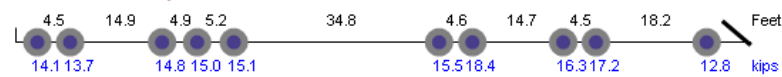


Photo Not Available



Lane-1
[32557] **Class-13 63mph** **163.3kips ESAL=5.270** **9/18/2018 06:15:59**
Overweight. Over GVW.

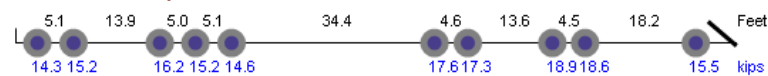


Photo Not Available



Lane-1
[49401] **Class-13 72mph** **155.5kips ESAL=7.189** **9/18/2018 23:07:30**
Overweight. Over GVW.

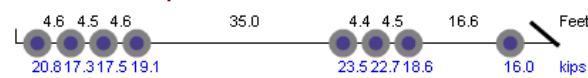


Photo Not Available



Lane-1
[60058] **Class-13 73mph** **158.8kips ESAL=7.674** **9/19/2018 14:05:10**
Overweight. Over GVW.

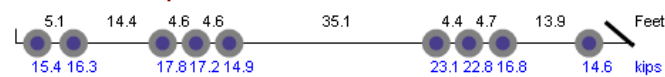


Photo Not Available



Lane-1
[17516] **Class-13 70mph** **166.1kips ESAL=9.541** **9/26/2018 14:14:46**
Overweight. Over GVW.

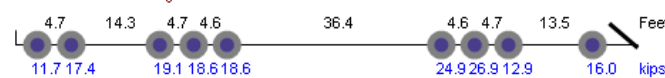


Photo Not Available



Lane-4
[28127] **Class-13 60mph** **157.5kips ESAL=7.538** **9/27/2018 06:31:42**
Overweight. Over GVW.

