

# View Vehicles Report, WIM #061








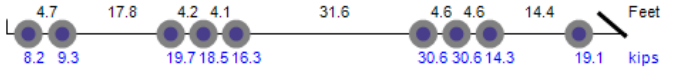





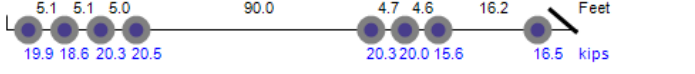

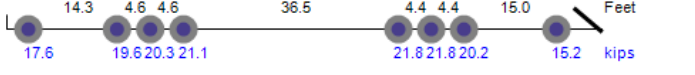

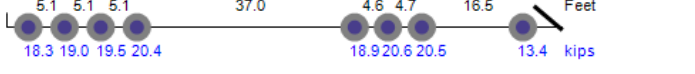

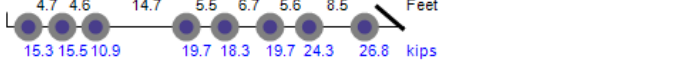
Dates: 08/01/2018 - 08/31/2018

Classes: 4-14

GVW Above: 150 kips; GVW Below: 500 kips; Steer Above: 5 kips; Speed Above: 25 mph

Hour Range: 0-23

Minnesota Department of Transportation  
Office of Transportation System Management  
Generated by BullReporter

Thumbnail	Vehicle Data
Photo Not Available 	<p><b>Lane-2</b> Class-13 65mph 159.3kips ESAL=6.821 8/2/2018 06:55:09</p> <p>[59981]</p> 
Photo Not Available 	<p><b>Lane-2</b> Class-13 65mph 151.8kips ESAL=5.916 8/2/2018 06:55:35</p> <p>[59989]</p> 
Photo Not Available 	<p><b>Lane-2</b> Class-13 57mph 173.9kips ESAL=12.070 8/2/2018 07:25:14</p> <p>[60329] <i>Overweight. Over GVW.</i></p> 
Photo Not Available 	<p><b>Lane-2</b> Class-13 55mph 166.5kips ESAL=13.760 8/2/2018 07:50:02</p> <p>[60712] <i>Overweight. Over GVW.</i></p> 
Photo Not Available 	<p><b>Lane-2</b> Class-13 65mph 155.0kips ESAL=14.154 8/2/2018 07:50:43</p> <p>[60719]</p> 
Photo Not Available 	<p><b>Lane-2</b> Class-13 62mph 153.0kips ESAL=3.936 8/2/2018 13:45:11</p> <p>[602]</p> 
Photo Not Available 	<p><b>Lane-2</b> Class-13 70mph 151.7kips ESAL=7.666 8/6/2018 12:27:19</p> <p>[56083]</p> 
Photo Not Available 	<p><b>Lane-2</b> Class-13 66mph 157.5kips ESAL=8.348 8/6/2018 15:31:38</p> <p>[59096] <i>Overweight. Over GVW.</i></p> 
Photo Not Available 	<p><b>Lane-2</b> Class-13 73mph 150.5kips ESAL=7.462 8/6/2018 17:20:52</p> <p>[61391] <i>Overweight. Over GVW.</i></p> 
Photo Not Available 	<p><b>Lane-2</b> Class-13 53mph 150.5kips ESAL=10.190 8/7/2018 05:36:22</p> <p>[64859]</p> 

Thumbnail

Vehicle Data

Photo Not Available

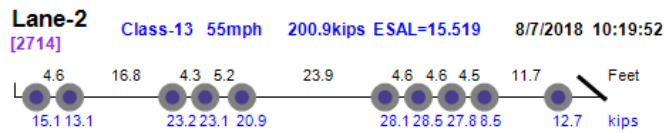


Photo Not Available




Photo Not Available

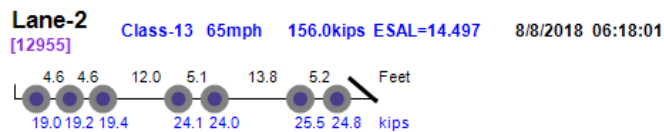


Photo Not Available

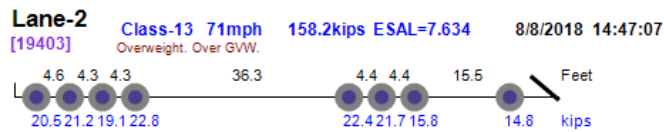


Photo Not Available

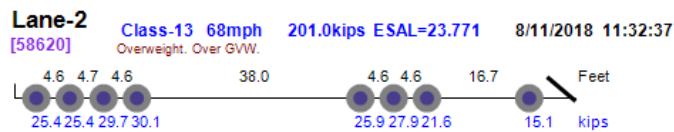


Photo Not Available

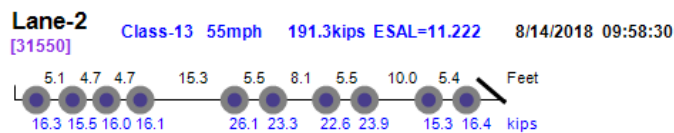


Photo Not Available

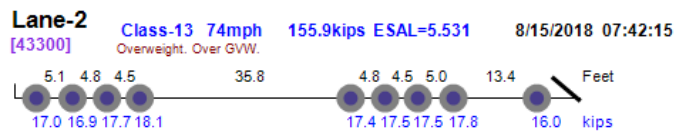


Photo Not Available

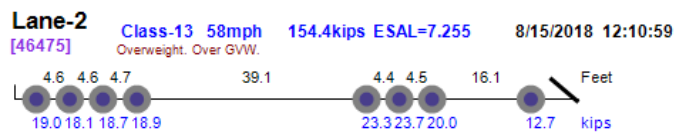


Photo Not Available

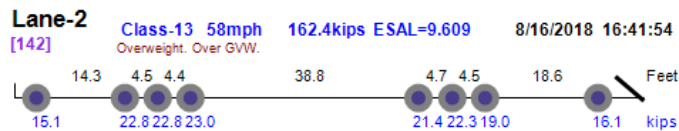


Photo Not Available

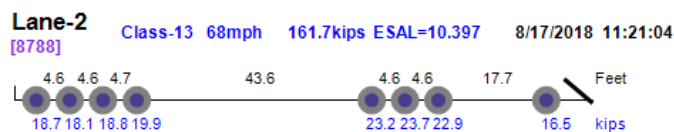


Photo Not Available

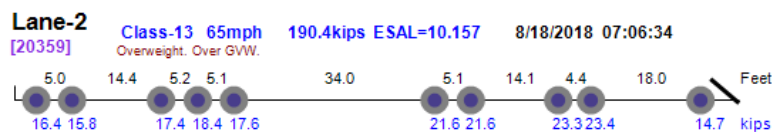


Photo Not Available



**Lane-2** **Class-13 70mph** **155.6kips** **ESAL=9.267** **8/21/2018 09:33:22**  
[60349] *Overweight. Over GVW.*

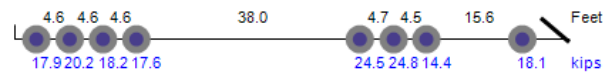


Photo Not Available



**Lane-2** **Class-13 65mph** **153.9kips** **ESAL=13.101** **8/22/2018 07:13:12**  
[7026]

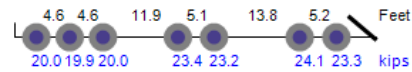


Photo Not Available



**Lane-2** **Class-13 71mph** **154.1kips** **ESAL=5.914** **8/23/2018 11:43:36**  
[23956]




Photo Not Available



**Lane-2** **Class-13 60mph** **153.3kips** **ESAL=9.361** **8/24/2018 09:13:04**  
[35927] *Overweight. Over GVW.*

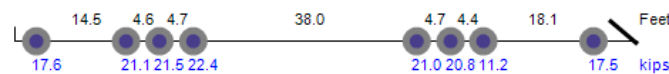


Photo Not Available



**Lane-2** **Class-13 70mph** **203.0kips** **ESAL=16.097** **8/25/2018 07:02:29**  
[49166] *Overweight. Over GVW.*

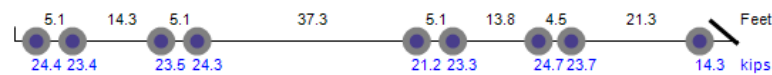


Photo Not Available



**Lane-2** **Class-13 65mph** **157.8kips** **ESAL=15.886** **8/27/2018 06:44:25**  
[8381]

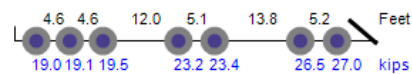


Photo Not Available



**Lane-2** **Class-13 70mph** **153.6kips** **ESAL=9.227** **8/27/2018 13:37:39**  
[13180] *Overweight. Over GVW.*

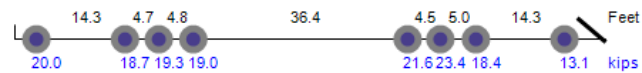


Photo Not Available



**Lane-2** **Class-13 65mph** **152.8kips** **ESAL=13.436** **8/29/2018 09:48:01**  
[34394]

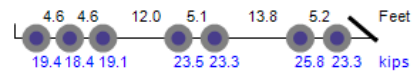


Photo Not Available



**Lane-2** **Class-13 66mph** **153.6kips** **ESAL=7.658** **8/29/2018 10:04:08**  
[34594] *Overweight. Over GVW.*

