

# View Vehicles Report, WIM #061


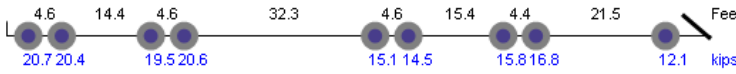



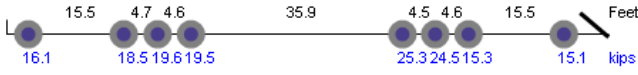

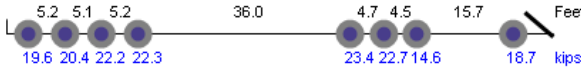

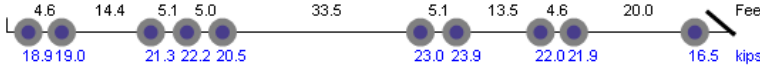

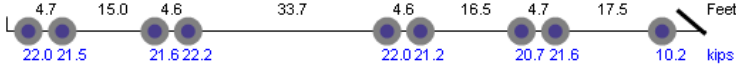








Dates: 06/01/2018 - 06/30/2018

Classes: 4-14

GVW Above: 150 kips; GVW Below: 500 kips; Steer Above: 5 kips; Speed Above: 25 mph

Hour Range: 0-23

Minnesota Department of Transportation  
Office of Transportation System Management  
Generated by BullReporter

Thumbnail	Vehicle Data
Photo Not Available 	<p><b>Lane-2</b> [38183] <b>Class-13 60mph</b> <b>155.6kips</b> <b>ESAL=6.166</b> <b>6/3/2018 09:36:23</b> <i>Ovenweight. Over GVW.</i></p>  <p>4.6 14.4 4.6 32.3 4.6 15.4 4.4 21.5 12.1 20.7 20.4 19.5 20.6 15.1 14.5 15.8 16.8 kips</p>
Photo Not Available 	<p><b>Lane-2</b> [16372] <b>Class-13 67mph</b> <b>176.8kips</b> <b>ESAL=5.660</b> <b>6/4/2018 13:28:34</b> <i>Ovenweight. Over GVW.</i></p>  <p>5.0 14.7 5.1 5.0 35.5 5.0 15.2 4.6 4.8 13.4 17.9 16.5 17.0 17.2 15.1 18.4 17.7 15.6 16.7 14.3 10.1 kips</p>
Photo Not Available 	<p><b>Lane-2</b> [17289] <b>Class-13 67mph</b> <b>153.8kips</b> <b>ESAL=9.875</b> <b>6/4/2018 14:31:49</b> <i>Ovenweight. Over GVW.</i></p>  <p>15.5 4.7 4.6 35.9 4.5 4.6 15.5 16.1 18.5 19.6 19.5 25.3 24.5 15.3 15.1 kips</p>
Photo Not Available 	<p><b>Lane-2</b> [879] <b>Class-13 64mph</b> <b>163.9kips</b> <b>ESAL=10.716</b> <b>6/7/2018 10:38:57</b> <i>Ovenweight. Over GVW.</i></p>  <p>5.2 5.1 5.2 36.0 4.7 4.5 15.7 19.6 20.4 22.2 22.3 23.4 22.7 14.6 18.7 kips</p>
Photo Not Available 	<p><b>Lane-2</b> [346] <b>Class-13 68mph</b> <b>208.9kips</b> <b>ESAL=13.719</b> <b>6/8/2018 13:45:51</b> <i>Ovenweight. Over GVW.</i></p>  <p>4.6 14.4 5.1 5.0 33.5 5.1 13.5 4.6 20.0 18.9 19.0 21.3 22.2 20.5 23.0 23.9 22.0 21.9 16.5 kips</p>
Photo Not Available 	<p><b>Lane-2</b> [4125] <b>Class-13 63mph</b> <b>182.9kips</b> <b>ESAL=11.274</b> <b>6/9/2018 17:23:09</b> <i>Ovenweight. Over GVW.</i></p>  <p>4.7 15.0 4.6 33.7 4.6 16.5 4.7 17.5 22.0 21.5 21.6 22.2 22.0 21.2 20.7 21.6 10.2 kips</p>
Photo Not Available 	<p><b>Lane-2</b> [7882] <b>Class-13 73mph</b> <b>157.9kips</b> <b>ESAL=5.352</b> <b>6/10/2018 09:09:02</b> <i>Ovenweight. Over GVW.</i></p>  <p>5.1 5.1 5.1 36.3 4.6 4.3 4.0 13.3 15.8 16.2 18.9 19.5 20.5 20.8 13.5 14.0 18.5 kips</p>
Photo Not Available 	<p><b>Lane-2</b> [2997] <b>Class-13 63mph</b> <b>153.7kips</b> <b>ESAL=9.299</b> <b>6/13/2018 13:53:47</b> <i>Ovenweight. Over GVW.</i></p>  <p>5.1 5.2 5.1 36.5 4.7 4.5 15.8 16.6 17.1 19.2 18.9 25.4 23.8 15.1 17.8 kips</p>
Photo Not Available 	<p><b>Lane-2</b> [12963] <b>Class-13 69mph</b> <b>155.5kips</b> <b>ESAL=9.484</b> <b>6/14/2018 09:09:17</b> <i>Ovenweight. Over GVW.</i></p>  <p>5.0 5.1 5.1 36.7 4.6 4.6 17.7 18.2 16.5 17.8 18.0 24.7 24.8 17.3 18.1 kips</p>
Photo Not Available 	<p><b>Lane-2</b> [16688] <b>Class-13 60mph</b> <b>150.7kips</b> <b>ESAL=8.685</b> <b>6/14/2018 13:36:55</b> <i>Ovenweight. Over GVW.</i></p>  <p>4.6 4.6 4.7 36.2 4.6 4.6 15.7 17.1 17.8 17.0 17.6 23.3 22.0 23.3 12.6 kips</p>

Thumbnail

Vehicle Data

Photo Not Available



**Lane-2**  
[42937] **Class-13 68mph** **179.3kips** **ESAL=14.484** **6/26/2018 06:03:37**  
*Overweight. Over GVW.*



Photo Not Available



**Lane-2**  
[57409] **Class-13 72mph** **223.1kips** **ESAL=10.502** **6/27/2018 08:44:34**  
*Overweight. Over GVW.*

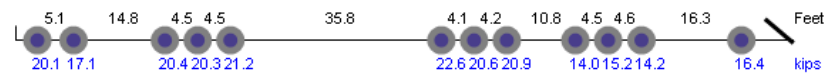


Photo Not Available



**Lane-2**  
[62041] **Class-13 66mph** **150.7kips** **ESAL=8.386** **6/27/2018 14:50:22**  
*Overweight. Over GVW.*

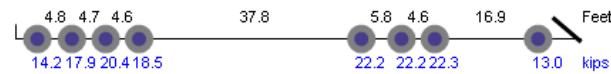


Photo Not Available



**Lane-2**  
[18712] **Class-13 65mph** **155.2kips** **ESAL=14.922** **6/29/2018 06:54:35**  
*Overweight. Over GVW.*

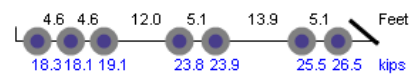


Photo Not Available



**Lane-2**  
[28277] **Class-13 68mph** **150.6kips** **ESAL=10.481** **6/29/2018 16:32:24**  
*Overweight. Over GVW.*

