

# View Vehicles Report, WIM #042


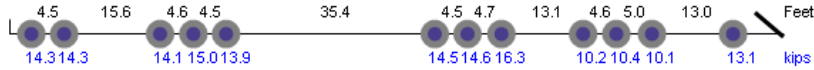

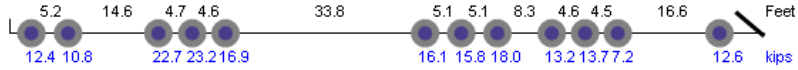



Dates: 05/01/2018 - 05/31/2018

Classes: 4-14

GVW Above: 150 kips; GVW Below: 500 kips; Steer Above: 5 kips; Speed Above: 25 mph

Hour Range: 0-23

Minnesota Department of Transportation  
Office of Transportation System Management  
Generated by BullReporter

Thumbnail	Vehicle Data
	<p><b>Lane-1</b> [60765] <b>Class-13 30mph</b> <b>160.7kips ESAL=3.137</b> <b>5/1/2018 17:33:47</b> <i>Ovenweight. Over GVW.</i></p> 
Photo Not Available 	<p><b>Lane-1</b> [45001] <b>Class-13 43mph</b> <b>182.6kips ESAL=7.161</b> <b>5/8/2018 12:02:21</b> <i>Ovenweight. Over GVW.</i></p> 
Photo Not Available 	<p><b>Lane-1</b> [53962] <b>Class-13 38mph</b> <b>167.9kips ESAL=9.194</b> <b>5/10/2018 11:45:19</b></p> 
Photo Not Available 	<p><b>Lane-4</b> [31400] <b>Class-13 35mph</b> <b>207.1kips ESAL=14.899</b> <b>5/18/2018 12:01:23</b></p> 