

View Vehicles Report, WIM #029






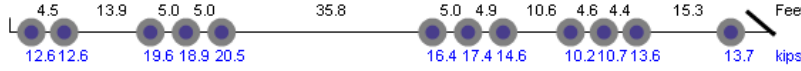

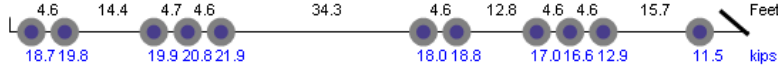



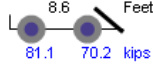



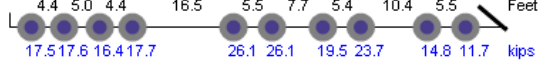

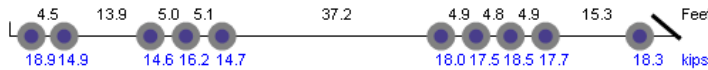

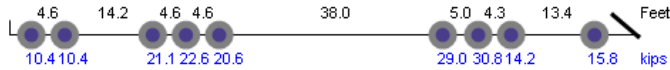
Dates: 05/01/2018 - 05/31/2018

Classes: 4-14

GVW Above: 150 kips; GVW Below: 500 kips; Steer Above: 5 kips; Speed Above: 25 mph

Hour Range: 0-23

Minnesota Department of Transportation
Office of Transportation System Management
Generated by BullReporter

Thumbnail	Vehicle Data
	<p>Lane-1 [9579] Class-13 61mph 193.2kips ESAL=6.835 5/1/2018 05:45:36</p> 
	<p>Lane-1 [12339] Class-13 62mph 151.5kips ESAL=7.619 5/1/2018 12:00:16 <i>Overweight. Over GVW.</i></p> 
	<p>Lane-1 [18899] Class-13 65mph 180.8kips ESAL=5.924 5/2/2018 10:55:40 <i>Overweight. Over GVW.</i></p> 
Photo Not Available 	<p>Lane-4 [8894] Class-13 66mph 195.8kips ESAL=8.997 5/9/2018 11:50:02 <i>Overweight. Over GVW.</i></p> 
	<p>Lane-1 [14333] Class-14 66mph 150.3kips ESAL=6048.751 5/10/2018 06:48:14</p> 
	<p>Lane-1 [14380] Class-14 69mph 151.3kips ESAL=692.531 5/10/2018 06:55:29</p> 
	<p>Lane-1 [55726] Class-13 69mph 177.8kips ESAL=7.659 5/14/2018 16:37:24 <i>Overweight. Over GVW.</i></p> 
Photo Not Available 	<p>Lane-4 [37915] Class-13 47mph 191.1kips ESAL=11.469 5/20/2018 00:25:30</p> 
Photo Not Available 	<p>Lane-4 [50566] Class-13 70mph 169.2kips ESAL=5.993 5/21/2018 12:18:42 <i>Overweight. Over GVW.</i></p> 
Photo Not Available 	<p>Lane-4 [55428] Class-13 68mph 174.7kips ESAL=14.757 5/22/2018 05:14:39 <i>Overweight. Over GVW.</i></p> 

Thumbnail

Vehicle Data



Photo Not Available

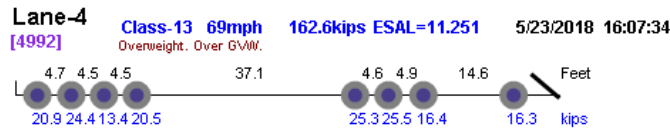


Photo Not Available

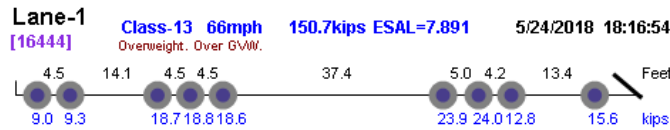
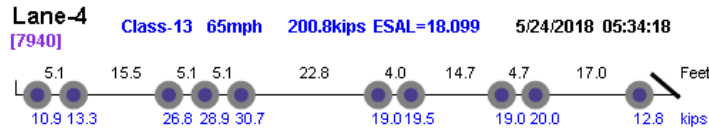


Photo Not Available

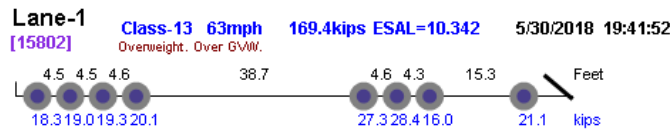
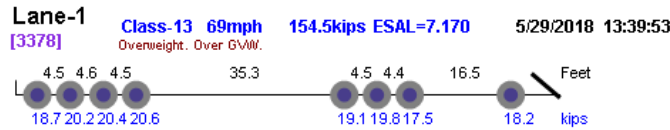
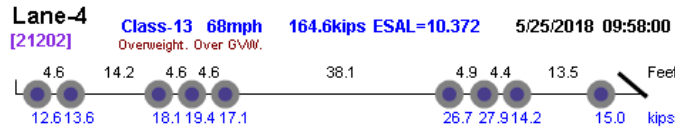


Photo Not Available

