

View Vehicles Report, WIM #037






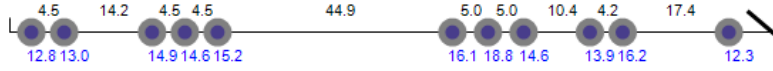



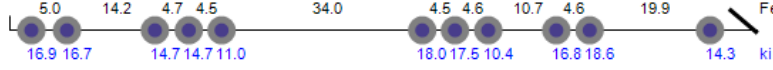

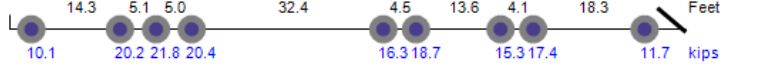

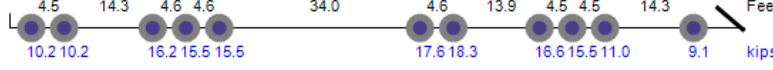
Dates: 04/01/2018 - 04/30/2018

Classes: 4-14

GVW Above: 150 kips; GVW Below: 500 kips; Steer Above: 5 kips; Speed Above: 25 mph

Hour Range: 0-23

Minnesota Department of Transportation
Office of Transportation System Management
Generated by BullReporter

Thumbnail	Vehicle Data
	<p>Lane-1 [38435] Class-13 60mph 166.7kips ESAL=4.690 4/2/2018 06:05:39</p>  <p>Diagram labels: 4.6, 14.3, 4.5, 4.7, 35.0, 4.6, 13.5, 4.5, 4.5, 12.8, 9.8. Units: Feet, kips.</p>
	<p>Lane-1 [30361] Class-13 63mph 159.2kips ESAL=7.797 4/4/2018 10:47:49</p>  <p>Diagram labels: 4.5, 14.3, 4.5, 4.6, 35.0, 4.5, 13.8, 4.5, 4.5, 16.7, 12.8. Units: Feet, kips.</p>
	<p>Lane-1 [49585] Class-13 60mph 162.4kips ESAL=3.987 4/4/2018 21:08:29</p>  <p>Diagram labels: 4.5, 14.2, 4.5, 4.5, 44.9, 5.0, 5.0, 10.4, 4.2, 17.4, 12.3. Units: Feet, kips.</p>
	<p>Lane-1 [56730] Class-13 65mph 179.4kips ESAL=5.710 4/5/2018 08:57:28</p>  <p>Diagram labels: 4.6, 15.5, 4.4, 4.4, 34.9, 4.5, 4.5, 10.6, 4.4, 19.9, 15.5. Units: Feet, kips.</p>
	<p>Lane-1 [41044] Class-13 63mph 169.5kips ESAL=4.987 4/6/2018 16:48:37</p>  <p>Diagram labels: 5.0, 14.2, 4.7, 4.5, 34.0, 4.5, 4.6, 10.7, 4.6, 19.9, 14.3. Units: Feet, kips.</p>
	<p>Lane-1 [8668] Class-13 52mph 151.9kips ESAL=6.550 4/10/2018 03:44:07 <i>Overweight. Over GVW.</i></p>  <p>Diagram labels: 14.3, 5.1, 5.0, 32.4, 4.5, 13.6, 4.1, 18.3, 11.7. Units: Feet, kips.</p>
	<p>Lane-1 [42339] Class-13 70mph 155.7kips ESAL=4.077 4/25/2018 07:06:14</p>  <p>Diagram labels: 4.5, 14.3, 4.6, 4.6, 34.0, 4.6, 13.9, 4.5, 4.5, 14.3, 9.1. Units: Feet, kips.</p>