

View Vehicles Report, WIM #032


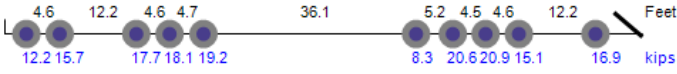


Dates: 03/01/2018 - 03/31/2018

Classes: 4-14

GVW Above: 150 kips; GVW Below: 500 kips; Steer Above: 5 kips; Speed Above: 25 mph

Hour Range: 0-23

Minnesota Department of Transportation
Office of Transportation System Management
Generated by BullReporter

Thumbnail	Vehicle Data
	<p>Lane-1 [22965] Class-13 69mph 164.6kips ESAL=5.713 3/1/2018 18:36:24 <i>Overweight. Over GVW.</i></p>  <p>Diagram showing axle weights (kips) and spacings (Feet) for Lane-1 vehicle. Axle weights: 12.2, 15.7, 17.7, 18.1, 19.2, 36.1, 8.3, 20.6, 20.9, 15.1, 16.9 kips. Spacings: 4.6, 12.2, 4.6, 4.7, 36.1, 5.2, 4.5, 4.6, 12.2 Feet.</p>
<p>Photo Not Available</p> 	<p>Lane-4 [16712] Class-13 68mph 163.1kips ESAL=4.972 3/19/2018 15:25:12 <i>Overweight. Over GVW.</i></p>  <p>Diagram showing axle weights (kips) and spacings (Feet) for Lane-4 vehicle. Axle weights: 20.4, 19.3, 19.4, 19.1, 36.5, 12.3, 11.9, 12.1, 14.3, 4.6, 4.5, 15.6, 12.7 kips. Spacings: 5.1, 5.1, 5.1, 36.5, 5.1, 5.1, 14.3, 4.6, 4.5, 15.6 Feet.</p>