

View Vehicles Report, WIM #026











Dates: 12/01/2017 - 12/31/2017

Classes: 4-14

GVW Above: 150 kips; GVW Below: 500 kips; Steer Above: 5 kips; Speed Above: 25 mph

Hour Range: 0-23

Minnesota Department of Transportation
Office of Transportation System Management
Generated by BullReporter

Thumbnail	Vehicle Data
	<p>Lane-4 [51939] Class-13 65mph 157.7kips ESAL=4.579 12/1/2017 08:17:59 <i>Overweight. Over GVW.</i></p> <p>5.0 14.3 4.6 4.6 33.7 4.5 13.3 4.6 19.9 Feet 15.2 14.3 15.6 16.4 13.3 15.4 15.6 18.6 18.8 14.5 kips</p>
	<p>Lane-1 [54816] Class-13 63mph 177.6kips ESAL=5.639 12/1/2017 10:54:24 <i>Overweight. Over GVW.</i></p> <p>4.5 14.4 4.7 4.6 37.2 4.2 16.4 4.8 4.5 14.9 Feet 16.5 16.3 15.9 16.3 15.7 19.1 19.4 14.6 15.2 16.0 12.5 kips</p>
	<p>Lane-3 [46771] Class-13 69mph 158.9kips ESAL=4.954 12/4/2017 09:50:28 <i>Overweight. Over GVW.</i></p> <p>4.5 14.4 4.6 4.6 33.1 5.1 4.5 4.6 13.7 Feet 13.0 12.6 17.2 16.3 14.3 17.2 16.7 15.9 20.3 16.5 kips</p>
	<p>Lane-4 [46929] Class-13 65mph 150.9kips ESAL=4.770 12/4/2017 09:57:42 <i>Overweight. Over GVW.</i></p> <p>14.5 4.7 4.7 34.9 4.6 13.9 4.6 4.0 15.5 Feet 17.3 16.3 19.2 20.1 16.2 16.5 14.0 14.3 7.3 9.7 kips</p>
	<p>Lane-1 [58410] Class-14 52mph 218.2kips ESAL=7097.006 12/4/2017 21:44:33</p> <p>78.7 Feet 144.3 74.0 kips</p>
Photo Not Available 	<p>Lane-1 [58998] Class-14 39mph 186.8kips ESAL=1989.255 12/5/2017 01:07:51</p> <p>58.8 Feet 104.8 82.0 kips</p>
Photo Not Available 	<p>Lane-1 [798] Class-14 73mph 195.5kips ESAL=4817.739 12/5/2017 13:59:56</p> <p>23.7 Feet 133.3 62.1 kips</p>
Photo Not Available 	<p>Lane-1 [870] Class-14 73mph 218.4kips ESAL=4116.545 12/5/2017 14:04:02</p> <p>25.0 Feet 122.3 96.1 kips</p>
Photo Not Available 	<p>Lane-1 [2321] Class-14 69mph 152.8kips ESAL=760.351 12/5/2017 15:24:44</p> <p>4.0 Feet 68.3 84.5 kips</p>
Photo Not Available 	<p>Lane-1 [3563] Class-14 68mph 189.6kips ESAL=3992.970 12/5/2017 16:29:54</p> <p>17.5 Feet 128.0 61.6 kips</p>

Thumbnail

Vehicle Data

Photo Not Available



Lane-1 **Class-14** **68mph** **166.7kips** **ESAL=1228.756** **12/5/2017 16:47:47**
 [3886]



Photo Not Available



Lane-1 **Class-14** **62mph** **202.8kips** **ESAL=2717.672** **12/6/2017 10:52:54**
 [13657]




Photo Not Available



Lane-1 **Class-14** **61mph** **153.4kips** **ESAL=723.119** **12/6/2017 12:45:12**
 [15656]

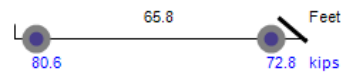


Photo Not Available



Lane-1 **Class-14** **70mph** **191.1kips** **ESAL=4593.610** **12/6/2017 12:54:40**
 [15804]

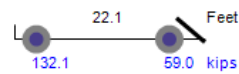


Photo Not Available



Lane-1 **Class-14** **58mph** **172.1kips** **ESAL=1288.197** **12/6/2017 15:16:41**
 [18410]




Photo Not Available



Lane-1 **Class-14** **78mph** **191.1kips** **ESAL=4251.154** **12/6/2017 15:33:21**
 [18730]

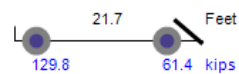
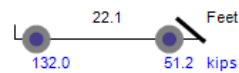


Photo Not Available



Lane-1 **Class-14** **66mph** **183.2kips** **ESAL=4524.743** **12/7/2017 13:39:27**
 [33287]



Lane-4 **Class-13** **66mph** **152.5kips** **ESAL=8.148** **12/7/2017 14:03:30**
 [33762] *Overweight. Over GVW.*

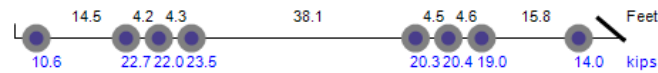


Photo Not Available



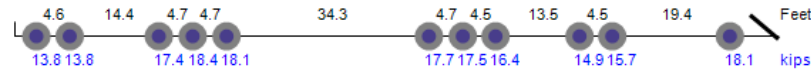
Lane-1 **Class-13** **66mph** **152.4kips** **ESAL=5.856** **12/8/2017 12:40:20**
 [50928]



Lane-4 **Class-13** **68mph** **152.3kips** **ESAL=3.918** **12/12/2017 04:56:51**
 [49938] *Overweight. Over GVW.*



Lane-4 **Class-13** **64mph** **181.7kips** **ESAL=6.527** **12/13/2017 09:21:12**
 [4840] *Overweight. Over GVW.*







Photo Not Available





Photo Not Available




Photo Not Available

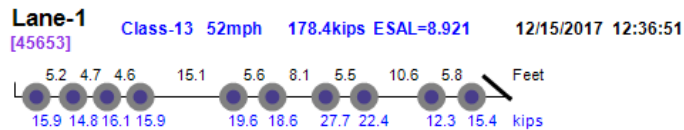


Photo Not Available

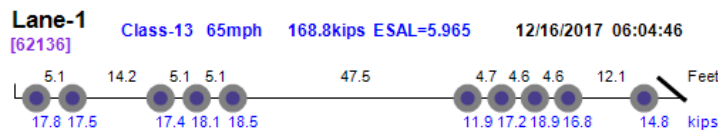


Photo Not Available


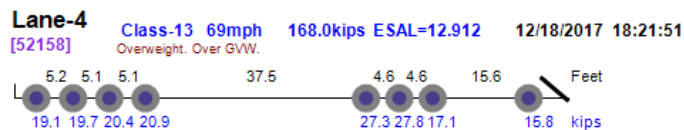
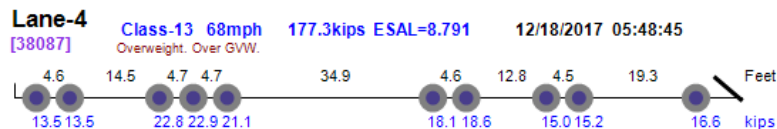
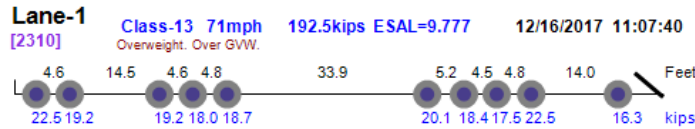


Photo Not Available

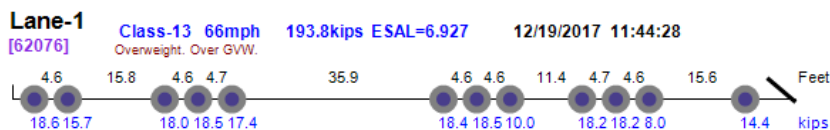


Photo Not Available

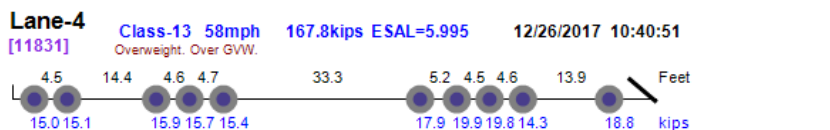
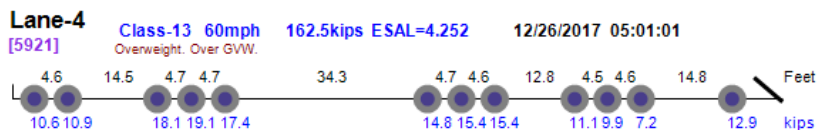
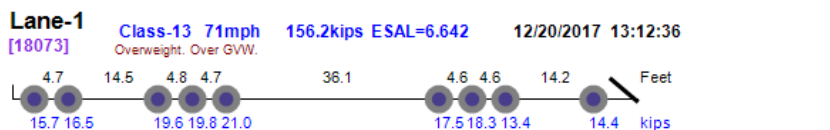


Photo Not Available

