

View Vehicles Report, WIM #026











Dates: 11/01/2017 - 11/30/2017

Classes: 4-14

GVW Above: 150 kips; GVW Below: 500 kips; Steer Above: 5 kips; Speed Above: 25 mph

Hour Range: 0-23

Minnesota Department of Transportation
Office of Transportation System Management
Generated by BullReporter

| Thumbnail | Vehicle Data |
|--|---|
|  | <p>Lane-4 [13347] Class-13 68mph 162.7kips ESAL=5.139 11/2/2017 08:46:57 Overweight. Over GVW.</p> <p>4.6 14.5 4.6 4.7 34.8 4.6 13.1 4.6 4.6 14.1 Feet 11.7 14.0 18.9 18.7 19.3 17.7 17.6 10.9 10.7 9.2 14.0 kips</p> |
|  | <p>Lane-3 [14555] Class-13 68mph 166.7kips ESAL=6.824 11/2/2017 09:58:14 Overweight. Over GVW.</p> <p>4.5 14.3 4.6 4.6 32.9 5.2 4.5 4.5 13.8 Feet 11.9 12.6 14.7 13.4 13.8 18.0 22.2 21.9 19.2 18.9 kips</p> |
|  | <p>Lane-4 [16669] Class-13 63mph 164.6kips ESAL=4.594 11/2/2017 11:44:55 Overweight. Over GVW.</p> <p>4.6 14.3 5.1 5.1 34.9 5.1 15.1 4.6 4.4 15.6 Feet 14.6 13.9 15.3 16.7 16.3 18.2 17.7 15.0 14.1 7.2 15.7 kips</p> |
|  | <p>Lane-4 [17462] Class-13 60mph 184.2kips ESAL=6.915 11/2/2017 12:23:24</p> <p>4.5 10.0 4.4 4.6 46.2 4.5 17.7 4.6 4.5 13.4 Feet 16.8 16.4 19.9 15.9 17.2 19.3 20.1 14.8 15.4 13.3 15.1 kips</p> |
|  | <p>Lane-1 [36928] Class-13 66mph 176.6kips ESAL=12.998 11/3/2017 11:08:17</p> <p>4.6 14.5 4.7 4.7 41.3 5.1 5.2 15.7 Feet 11.4 13.0 20.9 20.7 22.2 25.0 25.4 22.5 15.5 kips</p> |
|  | <p>Lane-1 [55999] Class-13 65mph 165.4kips ESAL=11.731 11/4/2017 06:14:30 Overweight. Over GVW.</p> <p>14.5 4.6 4.6 35.1 4.6 4.7 14.9 Feet 19.1 21.7 21.7 21.2 21.9 22.8 20.5 16.5 kips</p> |
|  | <p>Lane-4 [34176] Class-13 67mph 171.0kips ESAL=4.021 11/6/2017 09:50:13 Overweight. Over GVW.</p> <p>4.5 15.5 4.5 4.5 35.1 4.5 4.6 10.5 4.6 5.0 12.9 Feet 16.3 17.6 16.4 15.1 16.3 14.1 14.9 9.0 13.1 14.5 12.6 11.2 kips</p> |
|  | <p>Lane-4 [57488] Class-13 62mph 154.2kips ESAL=4.214 11/7/2017 15:08:26</p> <p>4.6 14.2 4.6 4.6 43.7 4.2 13.8 5.1 4.2 16.4 Feet 14.8 10.9 13.3 12.6 14.3 21.7 20.8 11.1 10.9 11.9 11.9 kips</p> |
|  | <p>Lane-1 [24543] Class-13 70mph 152.0kips ESAL=8.543 11/9/2017 11:19:01 Overweight. Over GVW.</p> <p>14.0 4.7 4.6 36.1 4.7 4.7 15.7 Feet 18.2 17.4 18.8 16.6 20.8 22.6 18.3 19.3 kips</p> |
|  | <p>Lane-1 [42652] Class-13 68mph 173.0kips ESAL=4.596 11/10/2017 09:09:32 Overweight. Over GVW.</p> <p>4.5 13.9 4.5 4.4 37.1 4.5 4.5 9.8 4.4 20.8 Feet 15.6 15.7 16.2 15.8 14.4 14.4 15.1 15.0 18.4 18.0 14.4 kips</p> |

Thumbnail

Vehicle Data

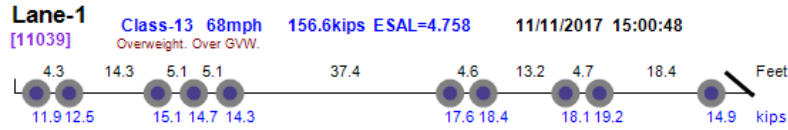
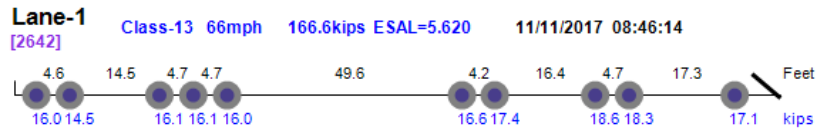


Photo Not Available

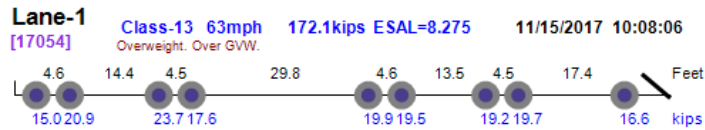



Photo Not Available

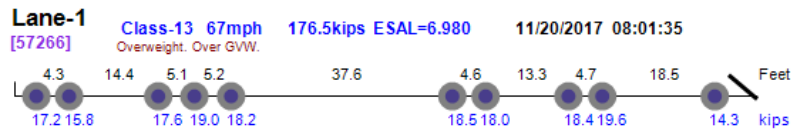
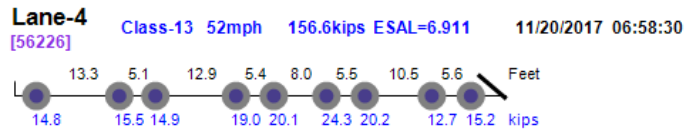
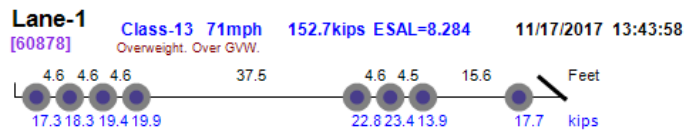
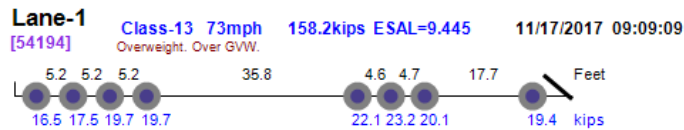
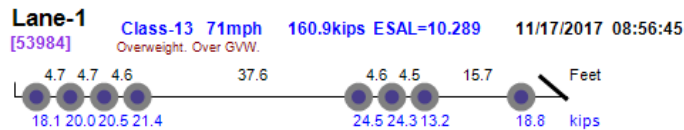
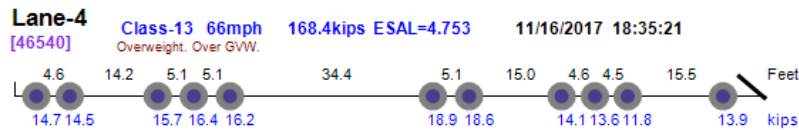

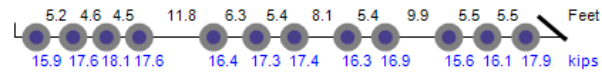


Photo Not Available

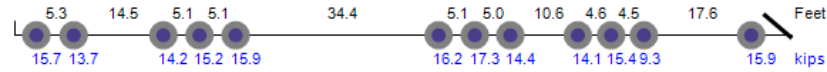




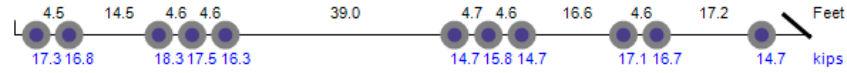
Lane-4 **Class-13 50mph** **203.1kips** **ESAL=7.030** **11/27/2017 08:09:27**
 [45469] *Overweight. Over GVW.*



Lane-4 **Class-13 62mph** **177.2kips** **ESAL=4.491** **11/27/2017 11:10:12**
 [49008] *Overweight. Over GVW.*



Lane-4 **Class-13 60mph** **179.9kips** **ESAL=5.907** **11/27/2017 13:17:29**
 [51593] *Overweight. Over GVW.*



Lane-1 **Class-13 69mph** **200.3kips** **ESAL=11.331** **11/28/2017 09:27:13**
 [586] *Overweight. Over GVW.*




Photo Not Available



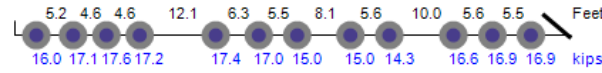
Lane-1 **Class-13 57mph** **168.9kips** **ESAL=7.626** **11/28/2017 16:45:07**
 [8444] *Overweight. Over GVW.*



Lane-1 **Class-13 67mph** **188.7kips** **ESAL=8.289** **11/29/2017 13:33:35**
 [21541] *Overweight. Over GVW.*



Lane-1 **Class-13 50mph** **197.0kips** **ESAL=6.312** **11/30/2017 11:58:31**
 [37330] *Overweight. Over GVW.*



Lane-1 **Class-13 67mph** **158.3kips** **ESAL=4.568** **11/30/2017 14:47:31**
 [40631] *Overweight. Over GVW.*

