

View Vehicles Report, WIM #059


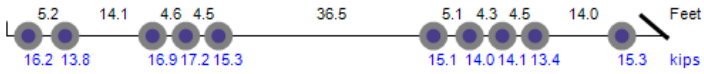



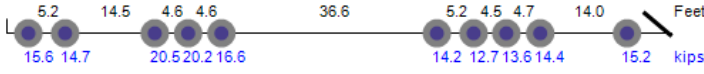

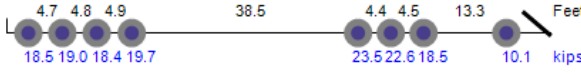


Dates: 10/01/2017 - 10/31/2017

Classes: 4-14

GVW Above: 150 kips; GVW Below: 500 kips; Steer Above: 5 kips; Speed Above: 25 mph

Hour Range: 0-23

Minnesota Department of Transportation
Office of Transportation System Management
Generated by BullReporter

Thumbnail	Vehicle Data
<p>Photo Not Available</p> 	<p>Lane-1 [41694] Class-13 58mph 151.1kips ESAL=3.910 10/12/2017 07:43:58 <i>Overweight. Over GVW.</i></p>  <p>Diagram showing axle weights in kips: 5.2, 14.1, 4.6, 4.5, 36.5, 5.1, 4.3, 4.5, 14.0, 15.3. Total weight: 151.1 kips.</p>
<p>Photo Not Available</p> 	<p>Lane-1 [55006] Class-13 71mph 159.1kips ESAL=4.690 10/13/2017 08:56:12 <i>Overweight. Over GVW.</i></p>  <p>Diagram showing axle weights in kips: 4.6, 14.6, 4.7, 4.6, 35.6, 4.6, 4.6, 14.1, 4.6, 17.7, 12.3. Total weight: 159.1 kips.</p>
<p>Photo Not Available</p> 	<p>Lane-1 [55038] Class-13 63mph 157.7kips ESAL=5.270 10/13/2017 08:59:20 <i>Overweight. Over GVW.</i></p>  <p>Diagram showing axle weights in kips: 5.2, 14.5, 4.6, 4.6, 36.6, 5.2, 4.5, 4.7, 14.0, 15.2. Total weight: 157.7 kips.</p>
<p>Photo Not Available</p> 	<p>Lane-1 [15155] Class-13 63mph 150.2kips ESAL=6.741 10/20/2017 11:56:23 <i>Overweight. Over GVW.</i></p>  <p>Diagram showing axle weights in kips: 4.7, 4.8, 4.9, 38.5, 4.4, 4.5, 13.3, 10.1. Total weight: 150.2 kips.</p>
<p>Photo Not Available</p> 	<p>Lane-1 [51939] Class-13 61mph 153.7kips ESAL=10.044 10/23/2017 12:34:52 <i>Overweight. Over GVW.</i></p>  <p>Diagram showing axle weights in kips: 4.8, 4.9, 4.6, 37.7, 4.4, 4.6, 13.3, 10.5. Total weight: 153.7 kips.</p>