

# View Vehicles Report, WIM #033


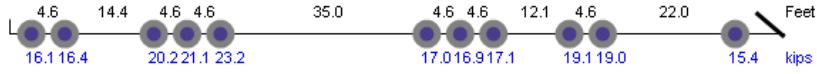

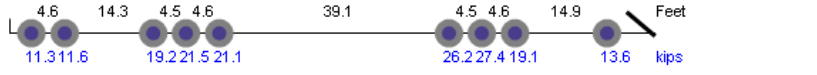



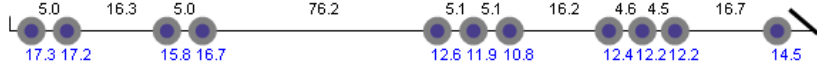

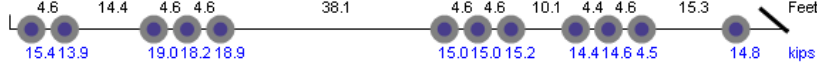


Dates: 9/1/2017 - 9/30/2017

Classes: 4-14

GVW Above: 150 kips; GVW Below: 500 kips; Steer Above: 5 kips; Speed Above: 25 mph

Hour Range: 0-23

Minnesota Department of Transportation  
Office of Transportation System Management  
Generated by BullReporter

Thumbnail	Vehicle Data
	<p><b>Lane-2</b> [56] <b>Class-13 56mph 201.6kips ESAL=9.711</b> 9/6/2017 09:11:57 <i>Overweight. Over GVW.</i></p>  <p>4.6 14.4 4.6 4.6 35.0 4.6 4.6 12.1 4.6 22.0 15.4 kips 16.1 16.4 20.2 21.1 23.2 17.0 16.9 17.1 19.1 19.0</p>
	<p><b>Lane-2</b> [33414] <b>Class-13 53mph 171.0kips ESAL=12.396</b> 9/12/2017 04:19:51 <i>Overweight. Over GVW.</i></p>  <p>4.6 14.3 4.5 4.6 39.1 4.5 4.6 14.9 13.6 kips 11.3 11.6 19.2 21.5 21.1 26.2 27.4 19.1</p>
	<p><b>Lane-1</b> [43585] <b>Class-13 58mph 190.6kips ESAL=7.815</b> 9/13/2017 15:34:26 <i>Overweight. Over GVW.</i></p>  <p>4.5 14.3 4.6 4.6 34.6 4.6 13.8 4.6 4.4 16.0 12.5 kips 18.9 17.8 17.7 17.1 17.6 19.3 20.0 19.5 19.0 11.3</p>
	<p><b>Lane-2</b> [48499] <b>Class-13 57mph 153.7kips ESAL=3.434</b> 9/14/2017 12:28:15</p>  <p>5.0 16.3 5.0 76.2 5.1 5.1 16.2 4.6 4.5 16.7 14.5 kips 17.3 17.2 15.8 16.7 12.6 11.9 10.8 12.4 12.2 12.2</p>
	<p><b>Lane-2</b> [37761] <b>Class-13 62mph 178.7kips ESAL=5.456</b> 9/23/2017 09:41:02 <i>Overweight. Over GVW.</i></p>  <p>4.6 14.4 4.6 4.6 38.1 4.6 4.6 10.1 4.4 4.6 15.3 14.8 kips 15.4 13.9 19.0 18.2 18.9 15.0 15.0 15.2 14.4 14.6 4.5</p>
	<p><b>Lane-1</b> [242] <b>Class-13 57mph 175.9kips ESAL=7.028</b> 9/28/2017 09:36:28 <i>Overweight. Over GVW.</i></p>  <p>5.0 14.3 4.7 4.6 33.8 4.5 13.2 4.5 19.9 14.8 kips 17.3 17.8 18.2 18.4 14.6 17.0 17.2 20.1 20.4</p>