

View Vehicles Report, WIM #049


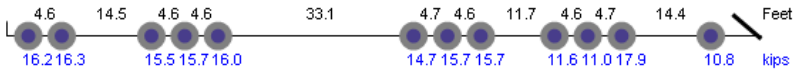



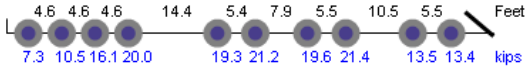



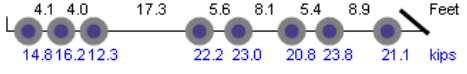
Dates: 8/1/2017 - 8/31/2017

Classes: 4-14

GVW Above: 150 kips; GVW Below: 500 kips; Steer Above: 5 kips; Speed Above: 25 mph

Hour Range: 0-23

Minnesota Department of Transportation
Office of Transportation System Management
Generated by BullReporter

Thumbnail	Vehicle Data
<p>Photo Not Available</p> 	<p>Lane-4 [35761] Class-13 42mph 176.9kips ESAL=4.352 8/9/2017 16:53:39 <i>Overweight. Over GVW.</i></p>  <p style="font-size: small;">L 4.6 14.5 4.6 4.6 33.1 4.7 4.6 11.7 4.6 4.7 14.4 10.8 kips</p> <p style="font-size: x-small;">16.2 16.3 15.5 15.7 16.0 14.7 15.7 15.7 11.6 11.0 17.9</p>
	<p>Lane-4 [46084] Class-13 57mph 163.3kips ESAL=7.266 8/10/2017 13:09:22 <i>Overweight. Over GVW.</i></p>  <p style="font-size: small;">L 14.3 4.5 4.5 34.4 5.0 13.1 4.5 4.5 16.4 13.8 kips</p> <p style="font-size: x-small;">11.1 20.3 20.1 22.9 19.3 19.6 14.2 15.1 16.9</p>
	<p>Lane-1 [35778] Class-13 49mph 162.2kips ESAL=6.539 8/22/2017 15:05:12</p>  <p style="font-size: small;">L 4.6 4.6 4.6 14.4 5.4 7.9 5.5 10.5 5.5 13.5 13.4 kips</p> <p style="font-size: x-small;">7.3 10.5 16.1 20.0 19.3 21.2 19.6 21.4</p>
	<p>Lane-4 [12454] Class-13 52mph 154.4kips ESAL=9.734 8/30/2017 15:32:23 <i>Overweight. Over GVW.</i></p>  <p style="font-size: small;">L 4.1 4.0 17.3 5.5 8.2 5.4 8.9 24.3 kips</p> <p style="font-size: x-small;">15.7 15.8 10.8 21.6 22.9 20.1 23.2</p>
<p>Photo Not Available</p> 	<p>Lane-1 [20942] Class-13 47mph 154.2kips ESAL=9.011 8/31/2017 10:46:40 <i>Overweight. Over GVW.</i></p>  <p style="font-size: small;">L 4.1 4.0 17.3 5.6 8.1 5.4 8.9 21.1 kips</p> <p style="font-size: x-small;">14.8 16.2 12.3 22.2 23.0 20.8 23.8</p>