

View Vehicles Report, WIM #047





Dates: 8/1/2017 - 8/31/2017

Classes: 4-14

GVW Above: 150 kips; GVW Below: 500 kips; Steer Above: 5 kips; Speed Above: 25 mph

Hour Range: 0-23

Minnesota Department of Transportation
Office of Transportation System Management
Generated by BullReporter

Thumbnail	Vehicle Data
	<p>Lane-1 [30875] Class-13 32mph 166.2kips ESAL=9.269 8/7/2017 14:52:42 <i>Overweight. Over GVW.</i></p> <p style="font-size: small;"> 4.7 4.7 4.5 35.7 4.3 4.6 13.3 Feet </p> <p style="font-size: x-small;"> 20.7 20.3 23.0 18.9 25.6 24.6 16.4 16.7 kips </p>
	<p>Lane-1 [38623] Class-13 37mph 173.8kips ESAL=9.048 8/24/2017 09:11:59 <i>Overweight. Over GVW.</i></p> <p style="font-size: small;"> 4.5 14.1 4.6 4.6 39.1 4.4 4.4 15.1 Feet </p> <p style="font-size: x-small;"> 18.8 18.8 14.8 17.2 17.5 28.5 25.8 19.6 13.0 kips </p>
	<p>Lane-1 [46174] Class-13 35mph 157.0kips ESAL=14.170 8/28/2017 08:56:37 <i>Overweight. Over GVW.</i></p> <p style="font-size: small;"> 4.6 14.3 4.6 4.6 35.1 4.5 4.5 13.9 Feet </p> <p style="font-size: x-small;"> 2.5 2.6 26.7 27.0 26.7 19.3 19.8 15.9 16.6 kips </p>
<p>Photo Not Available</p> 	<p>Lane-1 [23833] Class-13 30mph 181.1kips ESAL=5.796 8/30/2017 11:05:35 <i>Overweight. Over GVW.</i></p> <p style="font-size: small;"> 4.8 14.4 4.8 4.7 36.5 4.8 4.8 10.7 4.3 4.7 14.0 Feet </p> <p style="font-size: x-small;"> 20.6 20.8 13.0 12.0 11.4 16.0 16.0 16.0 14.0 13.7 10.5 17.1 kips </p>