

View Vehicles Report, WIM #042


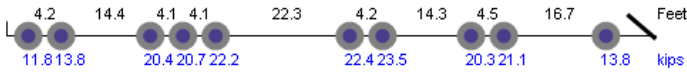

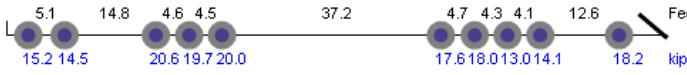

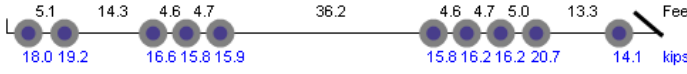

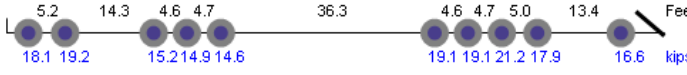



Dates: 8/1/2017 - 8/31/2017

Classes: 4-14

GVW Above: 150 kips; GVW Below: 500 kips; Steer Above: 5 kips; Speed Above: 25 mph

Hour Range: 0-23

Minnesota Department of Transportation
Office of Transportation System Management
Generated by BullReporter

Thumbnail	Vehicle Data
<p>Photo Not Available</p> 	<p>Lane-4 [5468] Class-13 32mph 190.0kips ESAL=9.646 8/8/2017 13:23:14 <i>Ovenweight. Over GVW.</i></p> 
<p>Photo Not Available</p> 	<p>Lane-1 [63939] Class-13 40mph 170.9kips ESAL=7.093 8/10/2017 06:49:15 <i>Ovenweight. Over GVW.</i></p> 
<p>Photo Not Available</p> 	<p>Lane-1 [40102] Class-13 38mph 168.5kips ESAL=5.858 8/11/2017 09:37:11 <i>Ovenweight. Over GVW.</i></p> 
<p>Photo Not Available</p> 	<p>Lane-1 [57547] Class-13 39mph 175.9kips ESAL=7.058 8/15/2017 14:03:25 <i>Ovenweight. Over GVW.</i></p> 
<p>Photo Not Available</p> 	<p>Lane-1 [1044] Class-13 36mph 173.4kips ESAL=9.298 8/23/2017 10:54:01</p> 
<p>Photo Not Available</p> 	<p>Lane-1 [47735] Class-13 43mph 181.9kips ESAL=8.109 8/30/2017 13:14:27 <i>Ovenweight. Over GVW.</i></p> 