

# View Vehicles Report, WIM #029











Dates: 8/1/2017 - 8/31/2017

Classes: 4-14

GVW Above: 150 kips; GVW Below: 500 kips; Steer Above: 5 kips; Speed Above: 25 mph

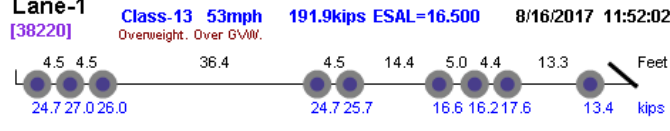
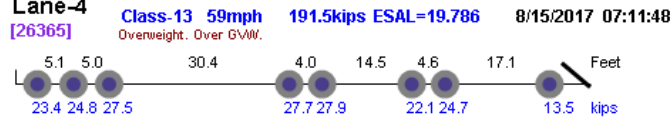
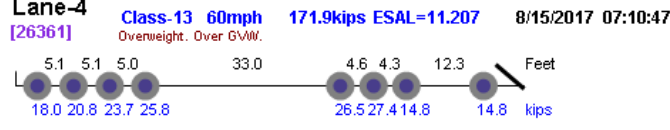
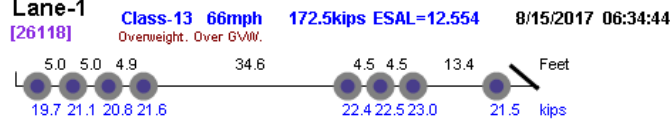
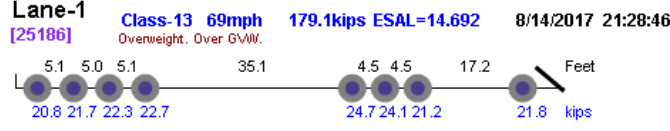
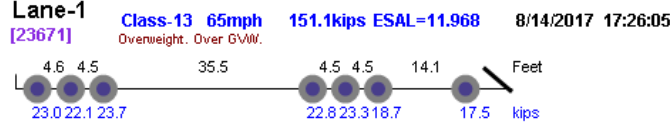
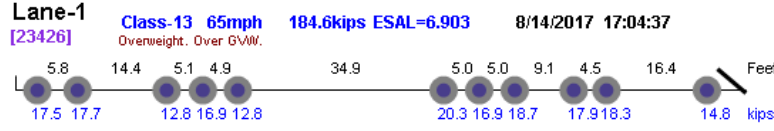
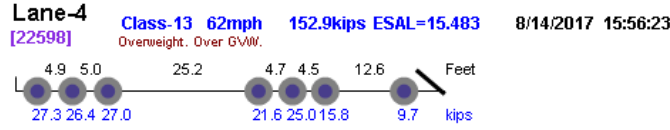
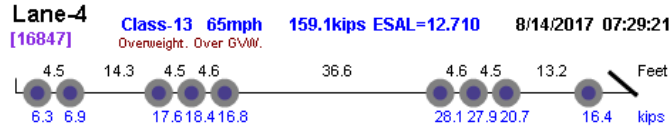
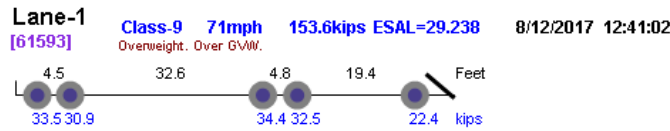
Hour Range: 0-23

Minnesota Department of Transportation  
Office of Transportation System Management  
Generated by BullReporter

Thumbnail	Vehicle Data
	<p><b>Lane-4</b> [64013] <b>Class-13 68mph</b> <b>159.7kips</b> <b>ESAL=16.997</b> <b>8/1/2017 05:37:24</b> <i>Overweight. Over GVW.</i></p> <p>5.1 14.4 4.6 4.7 35.9 4.8 4.5 12.8 Feet 8.3 8.0 14.1 12.2 16.0 31.6 34.6 21.2 13.7 kips</p>
	<p><b>Lane-4</b> [10915] <b>Class-13 59mph</b> <b>179.7kips</b> <b>ESAL=13.118</b> <b>8/2/2017 10:02:13</b> <i>Overweight. Over GVW.</i></p> <p>4.6 14.3 4.5 4.3 34.3 4.7 4.4 13.4 Feet 9.1 9.5 25.1 26.5 25.1 24.1 27.5 14.7 18.3 kips</p>
	<p><b>Lane-4</b> [12104] <b>Class-13 63mph</b> <b>170.6kips</b> <b>ESAL=12.415</b> <b>8/2/2017 11:54:29</b> <i>Overweight. Over GVW.</i></p> <p>5.0 4.9 5.1 34.3 4.6 4.4 17.1 Feet 17.9 17.9 23.0 24.5 21.7 23.5 23.4 18.8 kips</p>
	<p><b>Lane-4</b> [28864] <b>Class-13 65mph</b> <b>159.5kips</b> <b>ESAL=8.088</b> <b>8/4/2017 00:52:26</b> <i>Overweight. Over GVW.</i></p> <p>5.0 5.1 4.8 34.7 4.4 4.5 17.3 Feet 17.8 17.3 20.3 20.1 23.1 20.5 21.1 19.4 kips</p>
	<p><b>Lane-4</b> [3876] <b>Class-13 64mph</b> <b>189.1kips</b> <b>ESAL=12.911</b> <b>8/7/2017 08:03:45</b> <i>Overweight. Over GVW.</i></p> <p>4.4 14.2 4.6 4.5 35.8 4.4 4.3 14.2 Feet 14.9 14.6 20.9 21.2 22.1 29.3 29.9 19.2 17.1 kips</p>
	<p><b>Lane-1</b> [17990] <b>Class-13 68mph</b> <b>151.6kips</b> <b>ESAL=6.597</b> <b>8/8/2017 15:01:08</b> <i>Overweight. Over GVW.</i></p> <p>4.5 4.5 4.5 36.0 4.5 4.4 16.8 Feet 17.9 18.1 18.3 18.9 21.4 22.8 15.2 19.1 kips</p>
	<p><b>Lane-1</b> [21874] <b>Class-13 65mph</b> <b>172.5kips</b> <b>ESAL=13.802</b> <b>8/9/2017 05:15:28</b> <i>Overweight. Over GVW.</i></p> <p>4.5 14.2 4.5 4.5 36.9 4.4 4.6 16.2 Feet 9.9 9.8 23.8 22.8 24.3 23.5 24.8 22.5 11.2 kips</p>
	<p><b>Lane-4</b> [24292] <b>Class-13 32mph</b> <b>231.3kips</b> <b>ESAL=14.701</b> <b>8/9/2017 10:28:13</b></p> <p>4.8 13.8 4.9 4.9 33.9 4.9 5.0 10.1 4.6 4.4 11.4 Feet 20.8 22.7 25.0 22.4 23.4 19.7 19.6 17.2 17.5 17.5 14.6 11.1 kips</p>
	<p><b>Lane-1</b> [31804] <b>Class-13 58mph</b> <b>173.3kips</b> <b>ESAL=20.492</b> <b>8/10/2017 06:06:14</b> <i>Overweight. Over GVW.</i></p> <p>4.5 4.5 36.2 5.0 4.2 13.4 Feet 26.5 27.6 28.1 25.7 27.5 17.2 20.7 kips</p>
	<p><b>Lane-4</b> [48430] <b>Class-13 69mph</b> <b>168.6kips</b> <b>ESAL=12.474</b> <b>8/11/2017 13:41:02</b> <i>Overweight. Over GVW.</i></p> <p>4.5 4.5 4.6 36.4 4.6 4.4 15.3 Feet 19.0 19.5 19.0 21.4 25.6 26.1 20.8 17.2 kips</p>

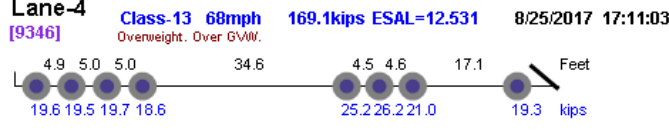
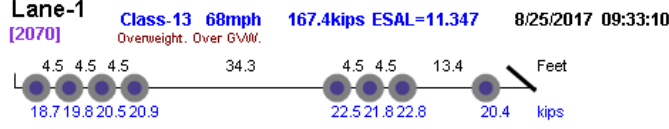


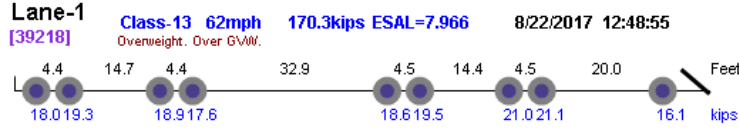

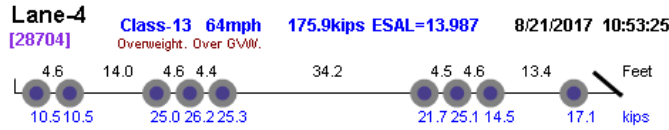

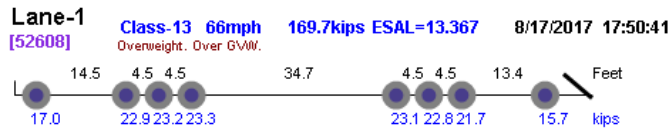
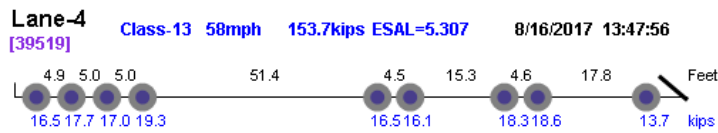
Thumbnail

Vehicle Data



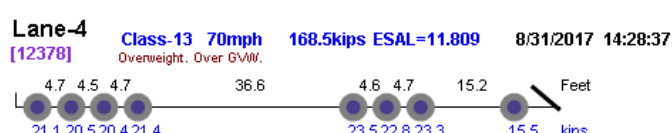
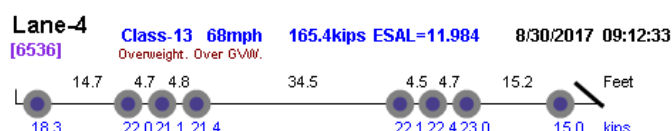
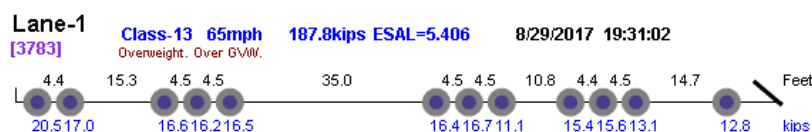
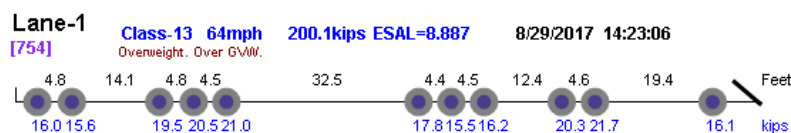
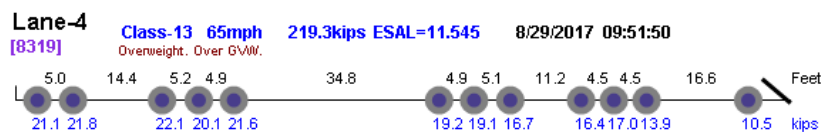
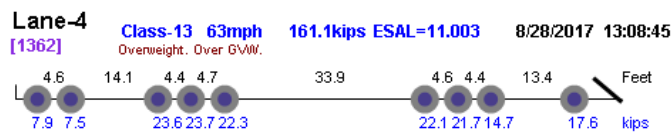
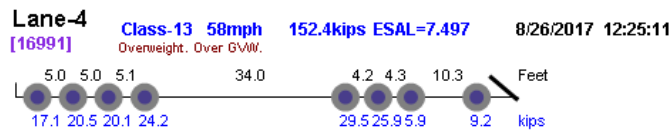
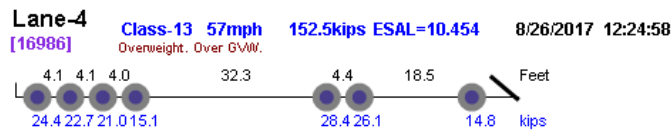
Thumbnail

Vehicle Data



Thumbnail

Vehicle Data



Thumbnail

Vehicle Data

