

View Vehicles Report, WIM #038







Dates: 7/1/2017 - 7/31/2017

Classes: 4-14

GVW Above: 150 kips; GVW Below: 500 kips; Steer Above: 5 kips; Speed Above: 25 mph

Hour Range: 0-23

Minnesota Department of Transportation
Office of Transportation System Management
Generated by BullReporter

Thumbnail	Vehicle Data
<p>Photo Not Available</p> 	<p>Lane-4 [42711] Class-13 51mph 177.9kips ESAL=14.872 7/3/2017 13:45:00 <i>Overweight. Over GVW.</i></p>  <p>Diagram showing axle weights (kips) and spacing (feet): Axle 1: 5.0 kips (21.0 kips total) Axle 2: 5.0 kips (21.3 kips total) Axle 3: 5.0 kips (21.3 kips total) Axle 4: 35.6 kips (21.9 kips total) Axle 5: 4.5 kips (26.5 kips total) Axle 6: 4.5 kips (26.8 kips total) Axle 7: 17.5 kips (20.7 kips total) Axle 8: 18.3 kips (18.3 kips total)</p>
<p>Photo Not Available</p> 	<p>Lane-4 [62462] Class-13 52mph 186.7kips ESAL=18.474 7/7/2017 15:52:40 <i>Overweight. Over GVW.</i></p>  <p>Diagram showing axle weights (kips) and spacing (feet): Axle 1: 4.5 kips (10.4 kips total) Axle 2: 14.3 kips (10.1 kips total) Axle 3: 4.6 kips (24.7 kips total) Axle 4: 4.6 kips (25.4 kips total) Axle 5: 25.6 kips (25.6 kips total) Axle 6: 34.7 kips (34.7 kips total) Axle 7: 4.5 kips (28.5 kips total) Axle 8: 4.5 kips (27.8 kips total) Axle 9: 15.5 kips (15.5 kips total) Axle 10: 13.6 kips (18.8 kips total)</p>
<p>Photo Not Available</p> 	<p>Lane-2 [287] Class-13 50mph 155.1kips ESAL=8.360 7/31/2017 08:22:10 <i>Overweight. Over GVW.</i></p>  <p>Diagram showing axle weights (kips) and spacing (feet): Axle 1: 4.5 kips (17.8 kips total) Axle 2: 4.6 kips (18.1 kips total) Axle 3: 4.5 kips (19.3 kips total) Axle 4: 18.8 kips (18.8 kips total) Axle 5: 36.7 kips (36.7 kips total) Axle 6: 4.6 kips (19.7 kips total) Axle 7: 4.5 kips (20.3 kips total) Axle 8: 23.0 kips (23.0 kips total) Axle 9: 15.3 kips (18.2 kips total)</p>