

View Vehicles Report, WIM #029




Dates: 7/1/2017 - 7/31/2017

Classes: 4-14

GVW Above: 150 kips; GVW Below: 500 kips; Steer Above: 5 kips; Speed Above: 25 mph

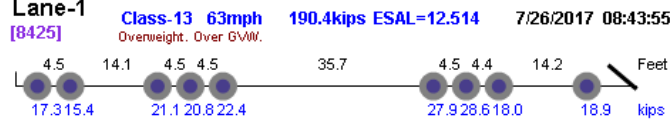

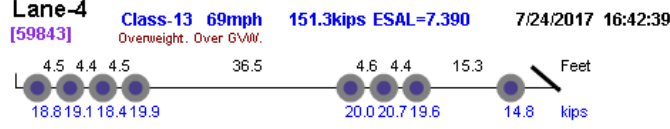
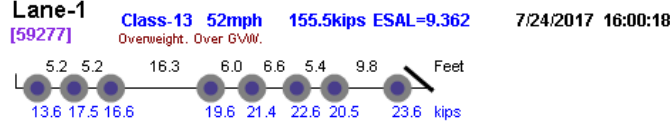
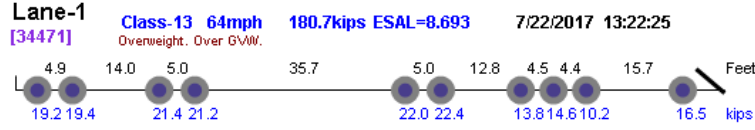
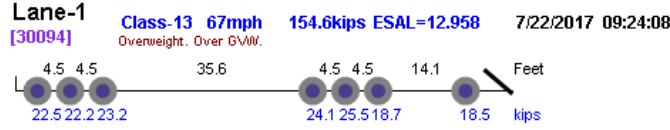
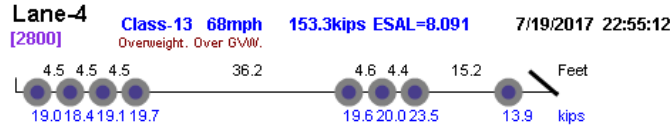
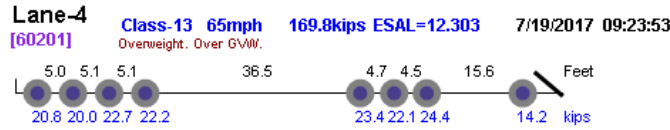
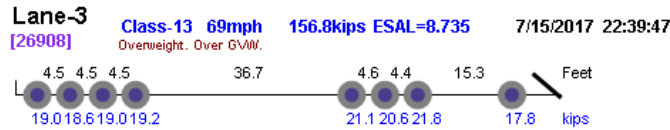
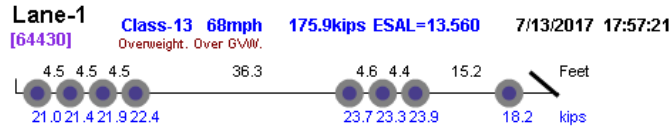
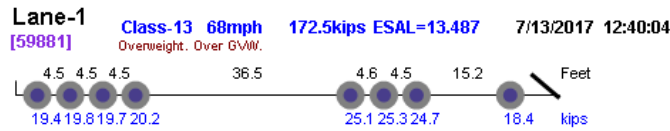
Hour Range: 0-23

Minnesota Department of Transportation
Office of Transportation System Management
Generated by BullReporter

Thumbnail	Vehicle Data
	<p>Lane-4 [15172] Class-13 64mph 183.2kips ESAL=21.791 7/3/2017 09:32:51 <i>Overweight. Over GVW.</i></p> <p>4.9 12.2 4.6 4.8 35.2 4.7 4.4 12.7 Feet 6.1 6.5 29.3 29.0 28.7 24.9 28.7 16.8 13.3 kips</p>
	<p>Lane-1 [41564] Class-13 68mph 164.5kips ESAL=10.629 7/5/2017 15:27:06 <i>Overweight. Over GVW.</i></p> <p>4.6 4.4 4.5 34.4 4.5 4.5 13.4 Feet 16.9 19.9 20.6 21.8 23.5 22.7 17.5 21.6 kips</p>
	<p>Lane-3 [45434] Class-13 69mph 196.5kips ESAL=20.949 7/5/2017 22:49:45 <i>Overweight. Over GVW.</i></p> <p>4.5 4.6 4.5 36.4 4.5 4.5 16.3 Feet 24.5 23.6 24.0 24.5 27.8 28.5 23.4 20.0 kips</p>
	<p>Lane-1 [54977] Class-13 50mph 196.2kips ESAL=8.472 7/6/2017 19:17:39</p> <p>5.0 15.1 5.0 5.0 48.4 4.5 14.0 4.2 4.3 13.8 Feet 17.2 16.1 20.2 20.8 19.9 20.2 21.5 19.6 18.2 9.1 13.7 kips</p>
	<p>Lane-1 [60180] Class-13 60mph 170.3kips ESAL=7.073 7/7/2017 11:32:49 <i>Overweight. Over GVW.</i></p> <p>4.5 14.0 4.4 37.1 4.4 14.2 4.4 4.4 16.2 Feet 20.8 21.6 23.4 19.3 18.7 16.4 16.7 14.8 8.0 10.8 kips</p>
	<p>Lane-1 [63725] Class-13 50mph 158.2kips ESAL=6.058 7/7/2017 15:06:35</p> <p>4.5 4.4 15.9 5.4 7.8 5.4 10.5 5.4 Feet 16.7 18.1 14.6 18.5 21.7 17.2 19.2 14.6 17.6 kips</p>
	<p>Lane-1 [27707] Class-9 73mph 156.2kips ESAL=36.716 7/10/2017 07:04:48 <i>Overweight. Over GVW.</i></p> <p>5.3 38.7 4.7 18.4 Feet 36.2 39.9 33.5 30.5 16.0 kips</p>
	<p>Lane-1 [37538] Class-13 66mph 164.2kips ESAL=13.432 7/11/2017 07:53:20 <i>Overweight. Over GVW.</i></p> <p>5.0 14.2 4.6 4.6 35.2 4.7 4.3 12.3 Feet 10.0 9.8 16.9 17.3 18.0 30.3 30.4 14.3 17.3 kips</p>
	<p>Lane-4 [56512] Class-13 63mph 185.3kips ESAL=8.606 7/13/2017 07:32:18 <i>Overweight. Over GVW.</i></p> <p>4.4 14.1 4.4 4.7 35.8 4.2 16.1 4.5 16.7 Feet 19.1 19.1 16.0 16.7 16.5 19.0 20.2 21.4 21.6 15.6 kips</p>
	<p>Lane-4 [58438] Class-13 55mph 255.3kips ESAL=75.426 7/13/2017 10:40:08</p> <p>4.5 4.6 12.5 4.6 4.6 52.5 4.4 4.6 16.3 4.4 18.6 Feet 6.2 6.5 9.2 43.3 43.5 44.2 18.3 16.1 12.3 21.4 19.9 14.4 k</p>

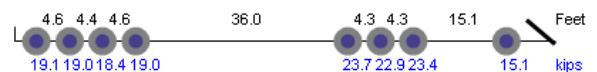
Thumbnail

Vehicle Data

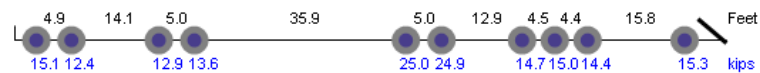




Lane-4
[2786] **Class-13 68mph** **160.7kips** **ESAL=8.353** **7/27/2017 03:58:32**
Overweight. Over GVW.



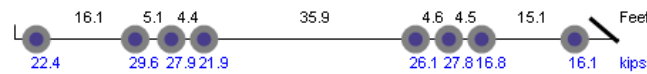
Lane-4
[3643] **Class-13 66mph** **163.4kips** **ESAL=6.921** **7/27/2017 07:21:00**



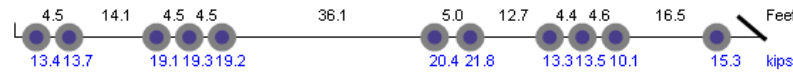
Lane-1
[15785] **Class-13 61mph** **154.1kips** **ESAL=9.543** **7/28/2017 08:42:36**
Overweight. Over GVW.



Lane-1
[16271] **Class-13 65mph** **188.5kips** **ESAL=21.673** **7/28/2017 09:23:38**
Overweight. Over GVW.



Lane-1
[40110] **Class-13 71mph** **179.1kips** **ESAL=7.092** **7/29/2017 20:06:18**
Overweight. Over GVW.



Lane-4
[41008] **Class-13 70mph** **180.9kips** **ESAL=8.517** **7/30/2017 00:02:57**
Overweight. Over GVW.

