

View Vehicles Report, WIM #026






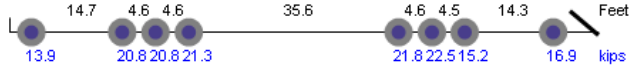







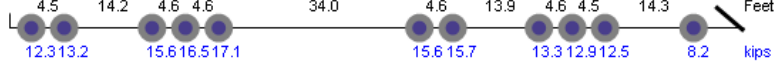

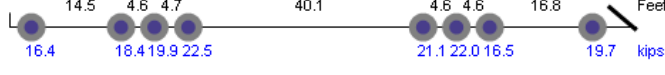

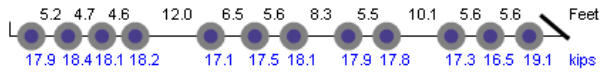

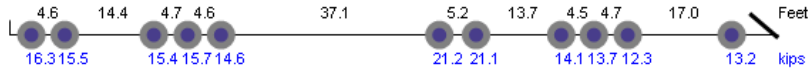
Dates: 7/1/2017 - 7/31/2017

Classes: 4-14

GVW Above: 150 kips; GVW Below: 500 kips; Steer Above: 5 kips; Speed Above: 25 mph

Hour Range: 0-23

Minnesota Department of Transportation
Office of Transportation System Management
Generated by BullReporter

Thumbnail	Vehicle Data
	<p>Lane-1 [29002] Class-13 71mph 155.2kips ESAL=13.019 7/1/2017 05:29:18 <i>Overweight. Over GVW.</i></p> 
	<p>Lane-1 [9460] Class-13 60mph 151.6kips ESAL=8.802 7/2/2017 17:49:02 <i>Overweight. Over GVW.</i></p> 
Photo Not Available 	<p>Lane-3 [20285] Class-13 71mph 153.2kips ESAL=9.181 7/6/2017 09:17:45 <i>Overweight. Over GVW.</i></p> 
	<p>Lane-1 [23003] Class-13 57mph 206.8kips ESAL=10.519 7/6/2017 11:12:10</p> 
Photo Not Available 	<p>Lane-1 [25140] Class-13 75mph 155.8kips ESAL=7.767 7/6/2017 12:33:01 <i>Overweight. Over GVW.</i></p> 
Photo Not Available 	<p>Lane-3 [42251] Class-13 64mph 177.1kips ESAL=14.153 7/7/2017 07:34:58 <i>Overweight. Over GVW.</i></p> 
	<p>Lane-4 [13727] Class-13 70mph 152.8kips ESAL=3.381 7/11/2017 07:19:45 <i>Overweight. Over GVW.</i></p> 
Photo Not Available 	<p>Lane-1 [14588] Class-13 63mph 156.5kips ESAL=9.466 7/11/2017 08:18:23 <i>Overweight. Over GVW.</i></p> 
	<p>Lane-1 [14012] Class-13 51mph 214.1kips ESAL=8.674 7/27/2017 12:49:23 <i>Overweight. Over GVW.</i></p> 
Photo Not Available 	<p>Lane-1 [21550] Class-13 70mph 173.2kips ESAL=5.668 7/27/2017 17:05:59 <i>Overweight. Over GVW.</i></p> 

Thumbnail

Vehicle Data



Lane-4
[53610] Class-13 62mph 170.0kips ESAL=13.612 7/31/2017 08:40:05

