

View Vehicles Report, WIM #040


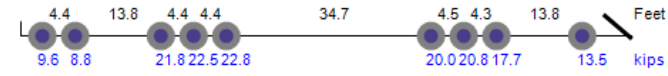

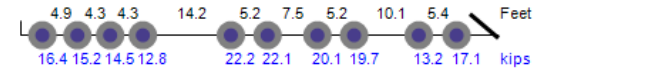

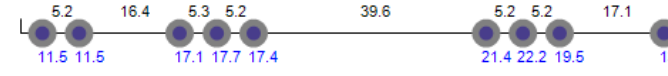

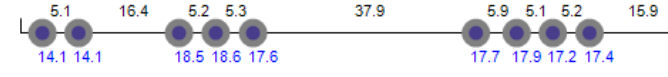
Dates: 6/1/2017 - 6/30/2017

Classes: 4-14

GVW Above: 150 kips; GVW Below: 500 kips; Steer Above: 5 kips; Speed Above: 25 mph

Hour Range: 0-23

Minnesota Department of Transportation
Office of Transportation System Management
Generated by BullReporter

Thumbnail	Vehicle Data
	<p>Lane-4 [1589] Class-13 59mph 157.2kips ESAL=6.480 6/15/2017 23:36:48 <i>Overweight. Over GVW.</i></p>  <p>4.4 13.8 4.4 4.4 34.7 4.5 4.3 13.8 Feet 9.6 8.8 21.8 22.5 22.8 20.0 20.8 17.7 13.5 kips</p>
	<p>Lane-4 [59545] Class-13 47mph 173.3kips ESAL=7.536 6/25/2017 11:02:59</p>  <p>4.9 4.3 4.3 14.2 5.2 7.5 5.2 10.1 5.4 Feet 16.4 15.2 14.5 12.8 22.2 22.1 20.1 19.7 13.2 17.1 kips</p>
<p>Photo Not Available</p> 	<p>Lane-1 [50014] Class-13 66mph 152.0kips ESAL=7.011 6/26/2017 09:43:47 <i>Overweight. Over GVW.</i></p>  <p>5.2 16.4 5.3 5.2 39.6 5.2 5.2 17.1 Feet 11.5 11.5 17.1 17.7 17.4 21.4 22.2 19.5 13.8 kips</p>
<p>Photo Not Available</p> 	<p>Lane-1 [9047] Class-13 64mph 171.0kips ESAL=6.500 6/29/2017 10:59:51 <i>Overweight. Over GVW.</i></p>  <p>5.1 16.4 5.2 5.3 37.9 5.9 5.1 5.2 15.9 Feet 14.1 14.1 18.5 18.6 17.6 17.7 17.9 17.2 17.4 17.9 kips</p>