

View Vehicles Report, WIM #037

Dates: 6/1/2017 - 6/30/2017

Classes: 4-14

GVW Above: 150 kips; GVW Below: 500 kips; Steer Above: 5 kips; Speed Above: 25 mph

Hour Range: 0-23

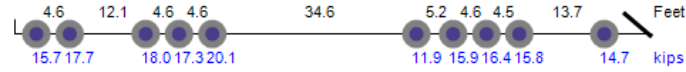
Minnesota Department of Transportation
Office of Transportation System Management
Generated by BullReporter

Thumbnail	Vehicle Data
-----------	--------------

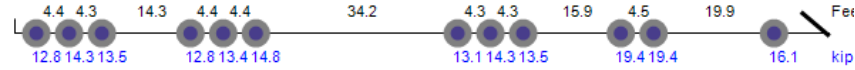
Photo Not Available



Lane-1
[48797] **Class-13 55mph 163.5kips ESAL=5.417 6/2/2017 09:12:07**



Lane-1
[27428] **Class-13 66mph 177.3kips ESAL=4.075 6/5/2017 12:51:01**



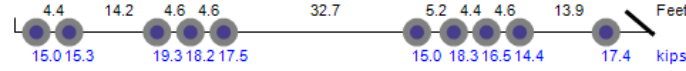
Lane-1
[57613] **Class-13 66mph 168.3kips ESAL=5.024 6/8/2017 11:26:55**



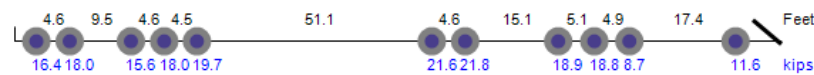
Lane-1
[2557] **Class-13 63mph 165.9kips ESAL=5.955 6/12/2017 08:24:20**



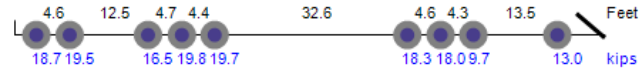
Lane-1
[4546] **Class-13 58mph 166.8kips ESAL=5.936 6/12/2017 09:32:37**




Lane-1
[59811] **Class-13 63mph 188.8kips ESAL=7.989 6/17/2017 09:41:53**




Lane-1
[29610] **Class-13 62mph 153.0kips ESAL=5.527 6/18/2017 10:21:31**
Overweight. Over GVW.



Lane-1
[46474] **Class-13 50mph 161.1kips ESAL=10.241 6/18/2017 16:44:43**
Overweight. Over GVW.



Lane-1
[1485] **Class-13 63mph 162.3kips ESAL=5.322 6/19/2017 10:41:38**



Lane-1
[6229] **Class-13 65mph 172.6kips ESAL=3.989 6/21/2017 11:33:45**

