

View Vehicles Report, WIM #033





Dates: 6/1/2017 - 6/30/2017

Classes: 4-14

GVW Above: 150 kips; GVW Below: 500 kips; Steer Above: 5 kips; Speed Above: 25 mph

Hour Range: 0-23

Minnesota Department of Transportation
Office of Transportation System Management
Generated by BullReporter

Thumbnail	Vehicle Data
	<p>Lane-2 [49554] Class-13 60mph 191.2kips ESAL=6.306 6/3/2017 09:08:13 <i>Overweight. Over GVW.</i></p> <p>4.5 15.5 4.5 4.5 35.1 4.5 4.6 10.4 4.5 5.0 12.9 Feet 17.1 18.1 18.1 17.1 19.6 17.0 16.4 11.2 15.2 14.4 14.1 13.0 kips</p>
	<p>Lane-2 [641] Class-13 58mph 158.6kips ESAL=11.747 6/6/2017 10:39:11 <i>Overweight. Over GVW.</i></p> <p>14.7 4.6 4.6 34.7 4.5 4.5 13.8 Feet 14.1 18.9 19.9 21.1 27.3 28.0 10.4 18.9 kips</p>
	<p>Lane-2 [17686] Class-13 57mph 219.9kips ESAL=10.367 6/21/2017 08:30:36 <i>Overweight. Over GVW.</i></p> <p>5.0 16.4 5.0 5.0 37.6 5.0 5.0 13.4 4.5 4.5 15.5 Feet 20.0 20.0 16.7 19.0 18.3 18.6 19.2 19.4 19.1 19.7 12.5 17.5 kips</p>
	<p>Lane-1 [48889] Class-13 47mph 156.4kips ESAL=8.960 6/26/2017 15:21:57 <i>Overweight. Over GVW.</i></p> <p>14.8 4.7 4.6 33.7 4.5 4.0 12.1 Feet 19.7 22.1 21.5 22.0 18.4 19.1 17.0 16.7 kips</p>