

View Vehicles Report, WIM #037


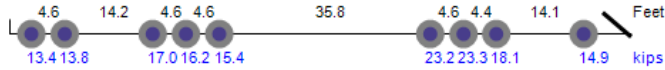



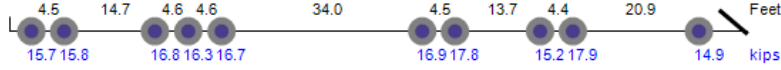

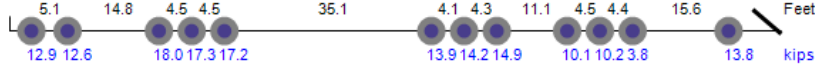

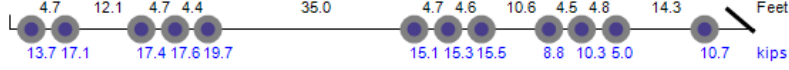

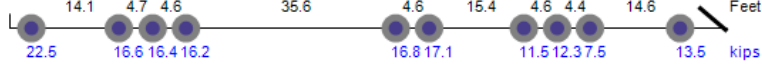
Dates: 3/1/2017 - 3/31/2017

Classes: 4-14

GVW Above: 150 kips; GVW Below: 500 kips; Steer Above: 5 kips; Speed Above: 25 mph

Hour Range: 0-23

Minnesota Department of Transportation
Office of Transportation System Management
Generated by BullReporter

Thumbnail	Vehicle Data
	<p>Lane-2 [24262] Class-13 71mph 155.2kips ESAL=7.551 3/3/2017 02:54:04 Overweight. Over GVW.</p>  <p style="font-size: small;">Feet kips</p>
	<p>Lane-1 [23501] Class-13 57mph 164.6kips ESAL=3.219 3/6/2017 19:29:06</p>  <p style="font-size: small;">Feet kips</p>
	<p>Lane-1 [15962] Class-13 65mph 164.0kips ESAL=5.172 3/24/2017 09:39:07</p>  <p style="font-size: small;">Feet kips</p>
	<p>Lane-1 [36741] Class-13 66mph 158.7kips ESAL=3.532 3/29/2017 11:29:59</p>  <p style="font-size: small;">Feet kips</p>
	<p>Lane-1 [32040] Class-13 62mph 166.1kips ESAL=4.615 3/31/2017 10:28:05</p>  <p style="font-size: small;">Feet kips</p>
	<p>Lane-1 [35915] Class-13 68mph 150.3kips ESAL=5.692 3/31/2017 12:20:01</p>  <p style="font-size: small;">Feet kips</p>