

View Vehicles Report, WIM #033




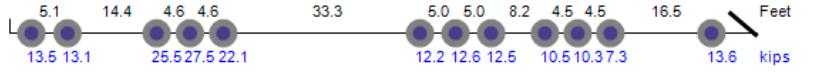







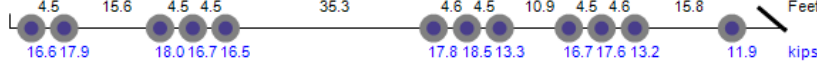
Dates: 2/1/2017 - 2/28/2017

Classes: 4-14

GVW Above: 150 kips; GVW Below: 500 kips; Steer Above: 5 kips; Speed Above: 25 mph

Hour Range: 0-23

Minnesota Department of Transportation
Office of Transportation System Management
Generated by BullReporter

Thumbnail	Vehicle Data
	<p>Lane-2 [50263] Class-13 50mph 166.1kips ESAL=6.140 2/8/2017 17:01:33</p>  <p>5.0 14.4 5.0 5.1 57.1 5.1 14.5 4.5 19.9 Feet 12.5 12.7 15.0 16.4 17.1 19.5 19.4 20.4 20.2 13.0 kips</p>
	<p>Lane-2 [18648] Class-13 60mph 180.6kips ESAL=9.934 2/15/2017 15:08:54</p>  <p>5.1 14.4 4.6 4.6 33.3 5.0 5.0 8.2 4.5 4.5 16.5 Feet 13.5 13.1 25.5 27.5 22.1 12.2 12.6 12.5 10.5 10.3 7.3 13.6 kips</p>
Photo Not Available 	<p>Lane-2 [24804] Class-13 55mph 162.6kips ESAL=6.369 2/16/2017 17:06:23</p>  <p>5.2 14.3 5.1 5.0 54.8 5.1 14.1 4.4 4.1 20.5 Feet 5.1 4.2 17.4 23.8 21.1 17.6 18.7 14.5 16.0 13.3 11.0 kips</p>
Photo Not Available 	<p>Lane-2 [24817] Class-13 55mph 177.2kips ESAL=7.321 2/16/2017 17:07:27</p>  <p>5.0 14.4 5.1 4.9 53.2 5.0 14.6 5.0 5.0 20.2 Feet 11.0 7.4 18.9 20.2 18.3 21.0 21.2 16.6 15.5 16.1 11.0 kips</p>
Photo Not Available 	<p>Lane-2 [26624] Class-13 47mph 199.7kips ESAL=7.659 2/17/2017 07:14:34</p>  <p>5.0 14.1 5.0 5.1 61.2 5.1 5.1 12.1 4.5 4.5 18.3 Feet 17.3 14.8 19.6 19.4 21.8 16.0 16.9 17.3 14.6 12.6 14.4 15.1 kip</p>
Photo Not Available 	<p>Lane-2 [28450] Class-13 60mph 194.7kips ESAL=6.605 2/17/2017 12:32:02 <i>Overweight. Over GVW.</i></p>  <p>4.5 15.6 4.5 4.5 35.3 4.6 4.5 10.9 4.5 4.6 15.8 Feet 16.6 17.9 18.0 16.7 16.5 17.8 18.5 13.3 16.7 17.6 13.2 11.9 kips</p>