

View Vehicles Report, WIM #036


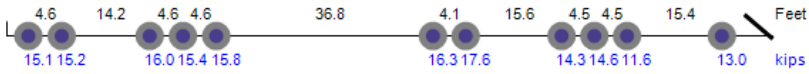

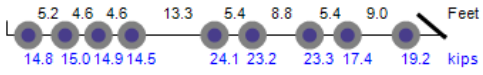





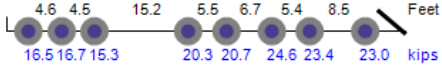

Dates: 1/1/2017 - 1/31/2017

Classes: 4-14

GVW Above: 150 kips; GVW Below: 500 kips; Steer Above: 5 kips; Speed Above: 25 mph

Hour Range: 0-23

Minnesota Department of Transportation
Office of Transportation System Management
Generated by BullReporter

Thumbnail	Vehicle Data
<p>Photo Not Available</p> 	<p>Lane-1 [13460] Class-13 57mph 165.0kips ESAL=4.212 1/13/2017 11:02:21 <i>Overweight. Over GVW.</i></p> 
<p>Photo Not Available</p> 	<p>Lane-4 [4202] Class-13 43mph 166.4kips ESAL=8.728 1/16/2017 15:35:07 <i>Overweight. Over GVW.</i></p> 
<p>Photo Not Available</p> 	<p>Lane-1 [3549] Class-13 62mph 166.8kips ESAL=11.760 1/23/2017 09:34:42 <i>Overweight. Over GVW.</i></p> 
<p>Photo Not Available</p> 	<p>Lane-1 [63705] Class-13 61mph 153.6kips ESAL=7.967 1/26/2017 10:22:46 <i>Overweight. Over GVW.</i></p> 
<p>Photo Not Available</p> 	<p>Lane-1 [53018] Class-13 55mph 160.5kips ESAL=10.610 1/31/2017 06:48:21 <i>Overweight. Over GVW.</i></p> 
<p>Photo Not Available</p> 	<p>Lane-4 [7559] Class-13 39mph 155.1kips ESAL=9.759 1/31/2017 14:56:09 <i>Overweight. Over GVW.</i></p> 