

View Vehicles Report, WIM #047




Dates: 12/01/2016 - 12/31/2016

Classes: 4-14

GVW Above: 150 kips; GVW Below: 500 kips; Steer Above: 5 kips; Speed Above: 25 mph

Hour Range: 0-23

Minnesota Department of Transportation
Office of Transportation System Management
Generated by BullReporter

Thumbnail	Vehicle Data
	<p>Lane-1 Class-13 32mph 158.2kips ESAL=17.672 12/2/2016 08:44:10 [2091]</p> <p>4.6 14.4 4.6 4.6 34.6 4.5 18.3 Feet 3.0 3.3 25.2 25.4 25.9 23.4 26.3 25.7 kips</p>
	<p>Lane-1 Class-13 31mph 161.5kips ESAL=7.689 12/7/2016 09:58:33 [2230] <i>Overweight. Over GVW.</i></p> <p>4.6 14.2 4.6 4.6 34.8 4.5 4.5 13.9 Feet 14.3 14.8 18.3 18.5 18.4 19.9 19.2 18.6 19.5 kips</p>
	<p>Lane-1 Class-13 32mph 165.2kips ESAL=7.956 12/20/2016 07:33:28 [33521] <i>Overweight. Over GVW.</i></p> <p>4.6 14.1 4.6 4.6 36.3 4.4 4.5 13.5 Feet 14.9 14.8 13.5 16.0 17.8 28.5 30.8 14.7 14.2 kips</p>