

View Vehicles Report, WIM #033




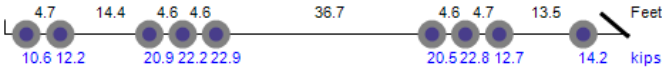

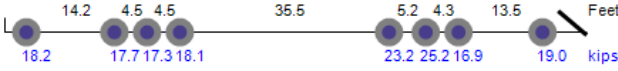



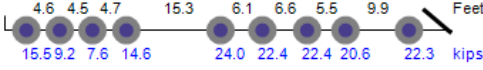

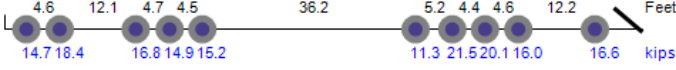


Dates: 12/01/2016 - 12/31/2016

Classes: 4-14

GVW Above: 150 kips; GVW Below: 500 kips; Steer Above: 5 kips; Speed Above: 25 mph

Hour Range: 0-23

Minnesota Department of Transportation
Office of Transportation System Management
Generated by BullReporter

Thumbnail	Vehicle Data
	<p>Lane-2 [6258] Class-13 49mph 168.6kips ESAL=3.753 12/3/2016 08:20:05</p>  <p>5.1 14.2 5.1 5.0 57.0 5.1 4.4 9.9 4.4 4.0 17.3 Feet 15.1 14.2 15.1 14.2 15.7 17.7 17.8 11.8 14.1 14.7 6.6 11.6 kips</p>
	<p>Lane-2 [27219] Class-13 58mph 158.8kips ESAL=8.615 12/7/2016 10:14:29 <i>Overweight. Over GVW.</i></p>  <p>4.7 14.4 4.6 4.6 36.7 4.6 4.7 13.5 Feet 10.6 12.2 20.9 22.2 22.9 20.5 22.8 12.7 14.2 kips</p>
	<p>Lane-1 [61799] Class-13 56mph 155.7kips ESAL=9.715 12/14/2016 11:39:41 <i>Overweight. Over GVW.</i></p>  <p>14.2 4.5 4.5 35.5 5.2 4.3 13.5 Feet 18.2 17.7 17.3 18.1 23.2 25.2 16.9 19.0 kips</p>
	<p>Lane-2 [24293] Class-13 53mph 154.4kips ESAL=4.601 12/20/2016 14:53:12</p>  <p>5.0 14.5 5.1 5.0 57.1 5.0 14.5 4.5 19.9 Feet 11.1 11.9 12.7 14.5 16.4 17.7 18.0 19.6 18.3 14.3 kips</p>
	<p>Lane-1 [25600] Class-13 53mph 158.6kips ESAL=9.201 12/20/2016 17:39:36 <i>Overweight. Over GVW.</i></p>  <p>4.6 4.5 4.7 15.3 6.1 6.6 5.5 9.9 Feet 15.5 9.2 7.6 14.6 24.0 22.4 22.4 20.6 22.3 kips</p>
	<p>Lane-2 [2060] Class-13 58mph 165.5kips ESAL=5.474 12/29/2016 12:59:23 <i>Overweight. Over GVW.</i></p>  <p>4.6 12.1 4.7 4.5 36.2 5.2 4.4 4.6 12.2 Feet 14.7 18.4 16.8 14.9 15.2 11.3 21.5 20.1 16.0 16.6 kips</p>
	<p>Lane-2 [11640] Class-13 52mph 159.4kips ESAL=4.675 12/31/2016 15:13:00</p>  <p>5.0 14.3 5.1 5.1 56.7 5.1 4.6 10.5 4.3 24.6 Feet 8.0 5.9 13.5 16.4 20.1 14.4 17.0 18.5 15.8 15.9 13.9 kips</p>