

# View Vehicles Report, WIM #040


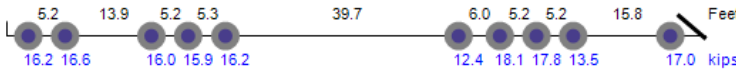

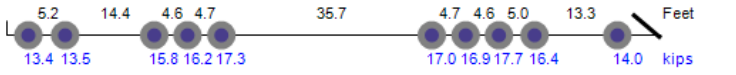



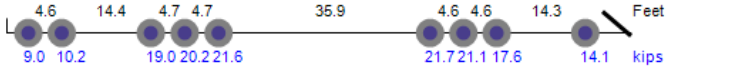



Dates: 11/1/2016 - 11/30/2016

Classes: 4-14

GVW Above: 150 kips; GVW Below: 500 kips; Steer Above: 5 kips; Speed Above: 25 mph

Hour Range: 0-23

Minnesota Department of Transportation  
Office of Transportation System Management  
Generated by BullReporter

Thumbnail	Vehicle Data
	<p><b>Lane-1</b> [7457] <b>Class-13 66mph</b> <b>159.7kips ESAL=4.721</b> <b>11/3/2016 09:51:23</b> <i>Overweight. Over GVW.</i></p> 
	<p><b>Lane-4</b> [38756] <b>Class-13 58mph</b> <b>158.1kips ESAL=4.582</b> <b>11/4/2016 14:13:13</b> <i>Overweight. Over GVW.</i></p> 
	<p><b>Lane-1</b> [3312] <b>Class-13 76mph</b> <b>154.3kips ESAL=7.091</b> <b>11/7/2016 09:10:55</b></p> 
	<p><b>Lane-4</b> [11] <b>Class-13 60mph</b> <b>154.5kips ESAL=8.079</b> <b>11/15/2016 03:42:00</b> <i>Overweight. Over GVW.</i></p> 
	<p><b>Lane-4</b> [30889] <b>Class-13 54mph</b> <b>156.4kips ESAL=6.583</b> <b>11/21/2016 03:31:33</b> <i>Overweight. Over GVW.</i></p> 
	<p><b>Lane-4</b> [20579] <b>Class-13 60mph</b> <b>150.6kips ESAL=7.067</b> <b>11/29/2016 04:32:10</b> <i>Overweight. Over GVW.</i></p> 