

View Vehicles Report, WIM #031






Dates: 11/1/2016 - 11/30/2016

Classes: 4-14

GVW Above: 150 kips; GVW Below: 500 kips; Steer Above: 5 kips; Speed Above: 25 mph

Hour Range: 0-23

Minnesota Department of Transportation
Office of Transportation System Management
Generated by BullReporter

Thumbnail	Vehicle Data
	<p>Lane-1 [2046] Class-13 63mph 164.8kips ESAL=7.935 11/9/2016 13:27:59 <i>Overweight. Over GVW.</i></p> <p style="font-size: small;"> 4.0 8.1 4.0 23.2 4.7 5.0 4.3 12.7 Feet </p> <p style="font-size: small;"> 24.0 24.1 17.8 16.7 12.1 21.7 23.1 19.8 15.4 kips </p>
	<p>Lane-1 [6980] Class-13 64mph 167.3kips ESAL=12.126 11/11/2016 12:44:24</p> <p style="font-size: small;"> 12.0 4.2 4.1 4.0 25.7 4.8 5.0 4.3 12.6 Feet </p> <p style="font-size: small;"> 30.0 9.3 10.9 12.0 11.1 13.5 28.9 28.5 11.9 11.1 kips </p>
	<p>Lane-1 [2740] Class-13 65mph 185.8kips ESAL=9.276 11/14/2016 13:54:11</p> <p style="font-size: small;"> 4.6 14.2 4.6 4.6 35.1 4.8 5.0 4.3 12.7 Feet </p> <p style="font-size: small;"> 19.7 20.2 14.5 13.9 14.8 12.8 28.5 29.9 14.4 17.4 kips </p>
	<p>Lane-1 [1832] Class-13 67mph 159.8kips ESAL=9.656 11/15/2016 11:36:58 <i>Overweight. Over GVW.</i></p> <p style="font-size: small;"> 4.6 14.3 4.6 4.6 35.0 4.8 5.0 17.0 Feet </p> <p style="font-size: small;"> 12.1 12.4 16.4 17.4 17.1 11.6 25.7 26.0 21.2 kips </p>
	<p>Lane-1 [1242] Class-13 57mph 192.0kips ESAL=7.832 11/27/2016 12:38:02 <i>Overweight. Over GVW.</i></p> <p style="font-size: small;"> 5.0 14.1 5.0 5.0 34.6 5.1 13.4 5.0 4.9 15.9 Feet </p> <p style="font-size: small;"> 19.2 17.9 18.9 18.8 18.5 18.5 18.5 17.5 18.3 11.2 14.7 kips </p>