

View Vehicles Report, WIM #029











Dates: 11/1/2016 - 11/30/2016

Classes: 4-14

GVW Above: 150 kips; GVW Below: 500 kips; Steer Above: 5 kips; Speed Above: 25 mph

Hour Range: 0-23

Minnesota Department of Transportation
Office of Transportation System Management
Generated by BullReporter

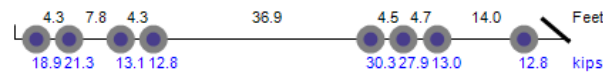
Thumbnail	Vehicle Data
	<p>Lane-4 [22183] Class-13 65mph 212.4kips ESAL=11.569 11/1/2016 13:05:46 Overweight. Over GVW.</p> <p>4.5 14.2 4.6 4.5 34.8 4.5 13.6 4.4 4.3 16.3 9.4 kips</p> <p>18.2 17.8 20.2 20.9 19.9 24.0 23.7 19.7 18.7 20.0</p>
	<p>Lane-4 [37707] Class-13 54mph 171.9kips ESAL=10.956 11/3/2016 13:52:21 Overweight. Over GVW.</p> <p>5.0 5.1 5.1 33.5 4.4 4.4 14.3 15.6 kips</p> <p>24.2 23.6 22.5 21.3 32.3 29.9 2.3</p>
	<p>Lane-1 [39413] Class-13 66mph 153.0kips ESAL=14.119 11/3/2016 16:20:17 Overweight. Over GVW.</p> <p>4.5 4.6 34.3 4.5 4.6 13.7 16.3 kips</p> <p>25.6 24.5 28.7 21.6 20.5 15.8</p>
	<p>Lane-1 [51944] Class-13 68mph 152.3kips ESAL=6.540 11/4/2016 18:06:40 Overweight. Over GVW.</p> <p>5.3 14.4 5.0 5.0 33.3 5.0 4.9 11.8 4.3 18.0 15.0 kips</p> <p>6.2 4.6 20.9 23.2 22.6 12.4 12.8 7.5 13.3 14.0</p>
	<p>Lane-1 [5260] Class-13 65mph 156.5kips ESAL=3.434 11/7/2016 07:30:20 Overweight. Over GVW.</p> <p>4.5 12.0 4.5 4.5 33.6 4.5 14.7 4.5 4.9 15.1 12.9 kips</p> <p>16.3 14.5 12.5 14.1 15.9 15.4 16.4 15.1 15.7 7.6</p>
	<p>Lane-1 [304] Class-13 65mph 183.1kips ESAL=17.087 11/14/2016 13:43:03 Overweight. Over GVW.</p> <p>5.1 5.0 4.9 37.1 4.5 4.5 15.3 16.0 kips</p> <p>22.7 23.8 23.8 24.4 28.1 26.9 17.5</p>
	<p>Lane-4 [707] Class-13 65mph 155.6kips ESAL=15.476 11/14/2016 14:31:12 Overweight. Over GVW.</p> <p>4.6 4.6 34.3 4.5 4.6 13.6 17.0 kips</p> <p>27.0 27.4 27.4 20.9 21.1 14.9</p>
	<p>Lane-1 [15319] Class-13 68mph 175.1kips ESAL=6.753 11/16/2016 15:02:58 Overweight. Over GVW.</p> <p>4.5 4.5 14.0 4.5 4.5 67.0 4.5 4.4 15.4 13.3 kips</p> <p>17.7 17.3 16.9 19.3 17.4 18.0 17.3 18.5 19.3</p>
	<p>Lane-4 [23337] Class-13 68mph 195.6kips ESAL=20.392 11/17/2016 14:44:06 Overweight. Over GVW.</p> <p>5.1 5.0 5.0 40.3 4.6 4.6 16.8 18.4 kips</p> <p>26.3 28.0 27.9 27.6 21.8 23.5 22.1</p>
	<p>Lane-4 [44657] Class-13 65mph 156.5kips ESAL=16.382 11/21/2016 13:31:09 Overweight. Over GVW.</p> <p>4.6 4.5 34.5 4.5 4.5 13.6 18.0 kips</p> <p>27.1 28.3 27.8 21.9 21.7 11.8</p>

Thumbnail

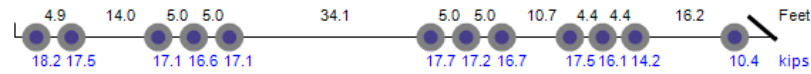
Vehicle Data



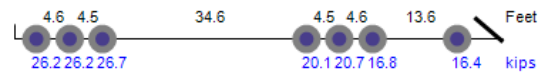
Lane-4
 [50352] **Class-13 54mph** **150.1kips** **ESAL=12.253** **11/22/2016 10:45:17**
 Overweight. Over GVW.



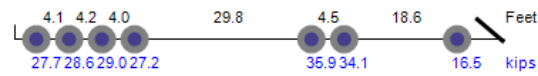
Lane-1
 [50693] **Class-13 58mph** **196.6kips** **ESAL=6.373** **11/22/2016 11:29:06**
 Overweight. Over GVW.




Lane-4
 [51434] **Class-13 65mph** **153.2kips** **ESAL=14.060** **11/22/2016 12:57:58**
 Overweight. Over GVW.



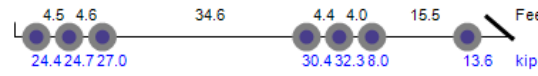
Lane-4
 [52527] **Class-13 56mph** **199.0kips** **ESAL=28.291** **11/22/2016 15:01:54**
 Overweight. Over GVW.



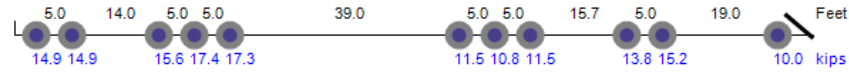
Lane-4
 [15719] **Class-13 65mph** **188.6kips** **ESAL=19.441** **11/26/2016 12:03:23**
 Overweight. Over GVW.



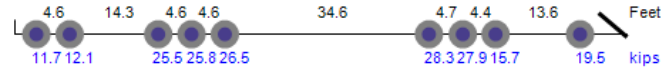
Lane-4
 [34165] **Class-13 59mph** **160.3kips** **ESAL=13.724** **11/28/2016 16:56:07**
 Overweight. Over GVW.



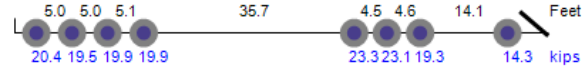
Lane-1
 [35370] **Class-13 65mph** **153.0kips** **ESAL=3.407** **11/28/2016 22:04:31**
 Overweight. Over GVW.



Lane-4
 [1005] **Class-13 65mph** **193.0kips** **ESAL=19.660** **11/29/2016 14:20:16**
 Overweight. Over GVW.



Lane-4
 [1621] **Class-13 69mph** **159.7kips** **ESAL=9.821** **11/30/2016 12:09:21**
 Overweight. Over GVW.



Lane-1
 [2004] **Class-13 57mph** **171.6kips** **ESAL=6.349** **11/30/2016 13:03:39**
 Overweight. Over GVW.

