


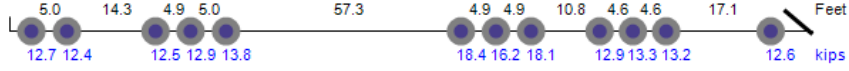

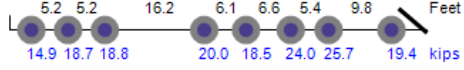





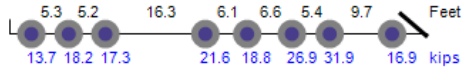

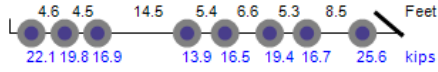


View Vehicles Report, WIM #035

Dates: 9/1/16 - 9/30/16
 Classes: 4-13
 GVW Above: 150 kips; Steer Above: 5 kips; Speed Above: 25 mph

Minnesota Department of Transportation
 Office of Transportation System Management
 Generated by BullReporter

| Thumbnail | Vehicle Data |
|--|---|
|  | <p>Lane-4 Class-13 62mph 184.3kips ESAL=12.608 9/6/2016 10:55:56 [17068]</p>  |
|  | <p>Lane-1 Class-13 48mph 169.0kips ESAL=4.055 9/7/2016 12:57:24 [22844]</p>  |
|  | <p>Lane-4 Class-13 52mph 159.9kips ESAL=9.945 9/10/2016 07:39:42 [37442]</p>  |
|  | <p>Lane-1 Class-13 68mph 154.9kips ESAL=6.135 9/11/2016 13:57:37 [44057]</p>  |
|  | <p>Lane-4 Class-13 63mph 152.4kips ESAL=7.874 9/12/2016 15:44:31 [49835]</p>  |
|  | <p>Lane-4 Class-13 52mph 165.3kips ESAL=13.443 9/13/2016 07:13:52 [51953]</p>  |
|  | <p>Lane-4 Class-13 52mph 150.8kips ESAL=9.619 9/13/2016 11:46:26 [53279]</p>  |