




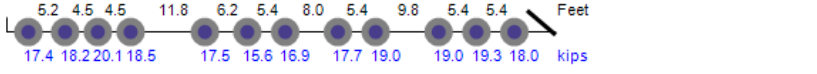








View Vehicles Report, WIM #033

Dates: 9/1/16 - 9/30/16
 Classes: 4-13
 GVW Above: 150 kips; Steer Above: 5 kips; Speed Above: 25 mph

Minnesota Department of Transportation
 Office of Transportation System Management
 Generated by BullReporter

| Thumbnail | Vehicle Data |
|--|---|
| Photo Not Available  | <p>Lane-2 Class-13 52mph 167.6kips ESAL=3.823 9/1/2016 20:00:54 [27540]</p>  |
| Photo Not Available  | <p>Lane-1 Class-13 51mph 192.8kips ESAL=6.141 9/7/2016 11:25:00 [11783]</p>  |
| Photo Not Available  | <p>Lane-2 Class-13 50mph 217.1kips ESAL=9.156 9/12/2016 06:58:00 [36497] <i>Overweight. Over GVW.</i></p>  |
|  | <p>Lane-2 Class-13 63mph 155.7kips ESAL=4.799 9/30/2016 09:56:14 [7505] <i>Overweight. Over GVW.</i></p>  |
|  | <p>Lane-2 Class-13 57mph 176.0kips ESAL=5.708 9/30/2016 12:11:45 [8331]</p>  |
|  | <p>Lane-2 Class-13 57mph 168.7kips ESAL=3.435 9/30/2016 12:12:11 [8339]</p>  |