




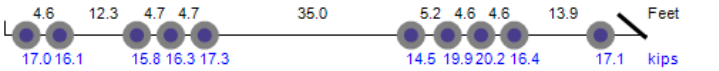


View Vehicles Report, WIM #040

Dates: 7/1/16 - 7/31/16

Classes: 4-13

GVW Above: 150 kips; Steer Above: 5 kips; Speed Above: 25 mph

Minnesota Department of Transportation
Office of Transportation System Management
Generated by BullReporter

Thumbnail	Vehicle Data
	<p>Lane-1 [2774] Class-13 70mph 168.0kips ESAL=11.285 7/18/2016 08:18:48 <i>Overweight. Over GVW.</i></p>  <p>Diagram showing axle weights (kips) and spacing (Feet) for Lane-1 truck. Axle weights: 12.3, 9.8, 19.5, 19.8, 19.5, 24.9, 25.1, 21.8, 15.3. Spacing (Feet): 16.5, 39.7, 17.0.</p>
	<p>Lane-4 [30888] Class-13 52mph 170.6kips ESAL=6.045 7/20/2016 13:27:07 <i>Overweight. Over GVW.</i></p>  <p>Diagram showing axle weights (kips) and spacing (Feet) for Lane-4 truck. Axle weights: 17.0, 16.1, 15.8, 16.3, 17.3, 14.5, 19.9, 20.2, 16.4, 17.1. Spacing (Feet): 12.3, 35.0, 13.9.</p>
	<p>Lane-1 [38156] Class-13 58mph 176.1kips ESAL=6.977 7/20/2016 15:11:38 <i>Overweight. Over GVW.</i></p>  <p>Diagram showing axle weights (kips) and spacing (Feet) for Lane-1 truck. Axle weights: 19.0, 18.6, 16.7, 16.9, 16.8, 14.9, 19.9, 19.6, 15.0, 18.8. Spacing (Feet): 13.9, 39.7, 15.9.</p>